

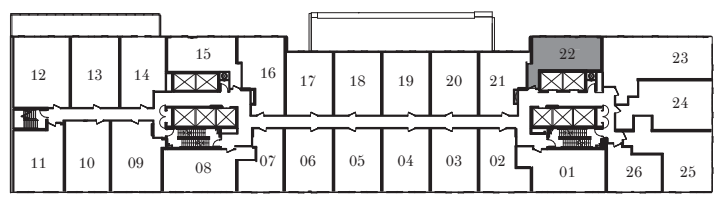
NOBU
RESIDENCES
TORONTO

SUITE P1C
1 BEDROOM
1 BATH

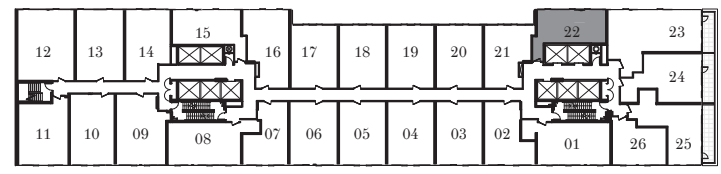
INTERIOR: 534 SF



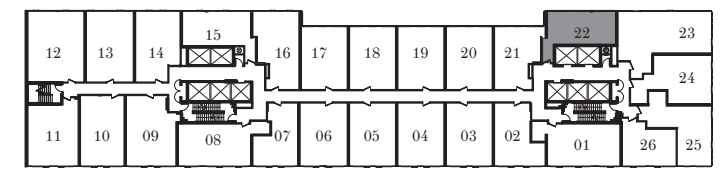
CLANFORD
REAL ESTATE LTD. BROKERAGE



FLOOR 3



FLOOR 4



FLOOR 5

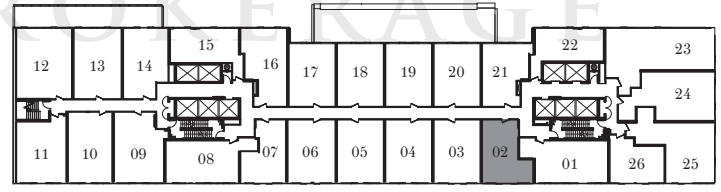
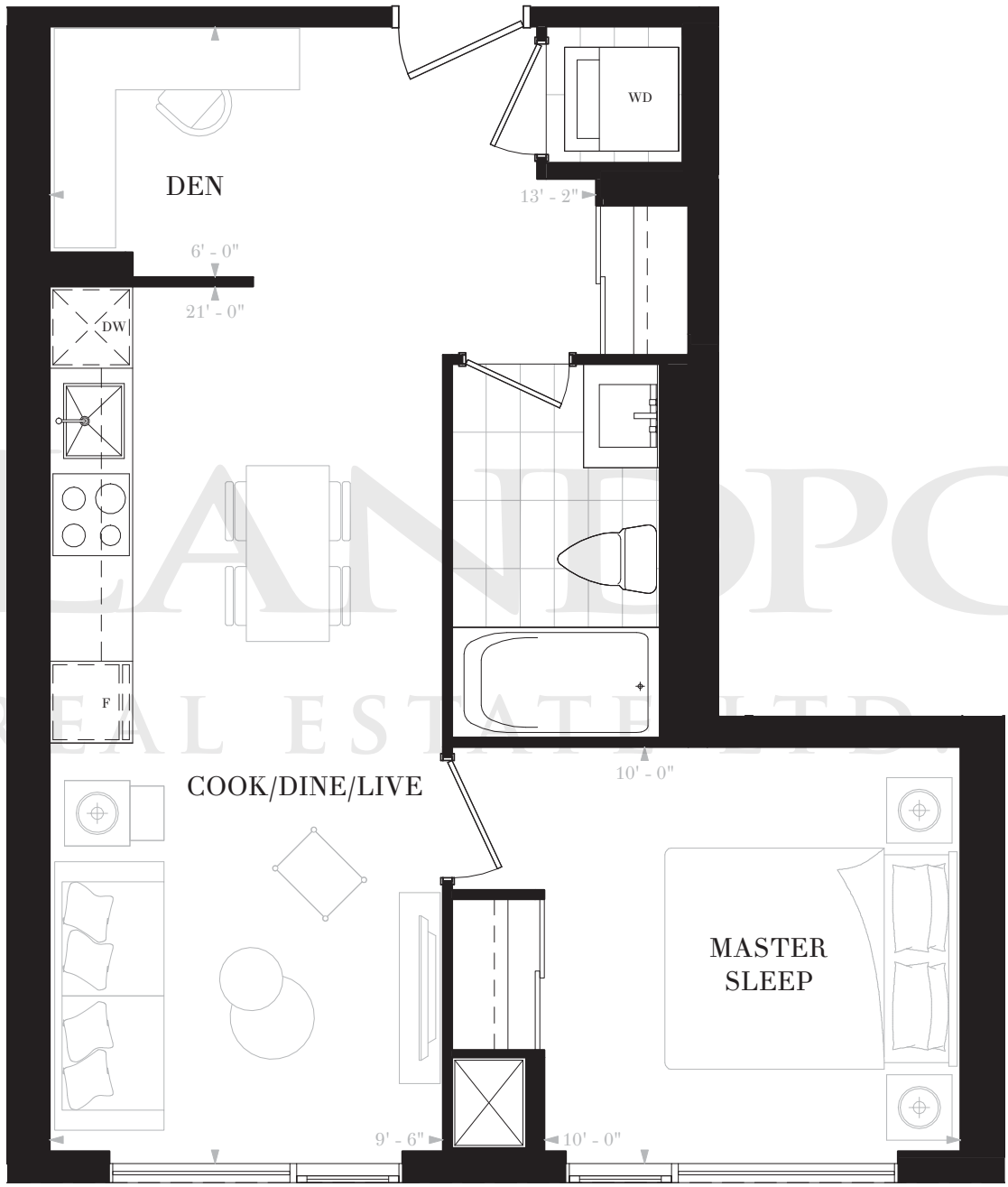
NOBURESIDENCES.CA

Any stated areas and/or dimensions shown are approximate only and subject to normal construction variances. Actual usable floor space may vary from any stated or depicted floor area. The layout of the suite may be reversed depending on the location of the unit within the project. Any furniture depicted is for illustration purposes only and does not necessarily reflect the electrical plan of the unit. Windows behind the cladding, installed as a design element, may be spandrel or vision glass. The view from or through the windows to the exterior may be partially obstructed by materials affixed to the exterior cladding of the building as part of an overall design element. Any and all sizes and/or specifications are subject to change without notice. All illustrations are artist's concept only. E. & O. E. May 2017

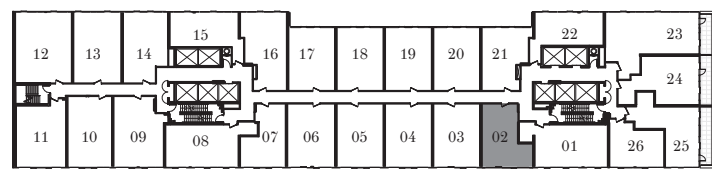


NOBU
RESIDENCES
TORONTO

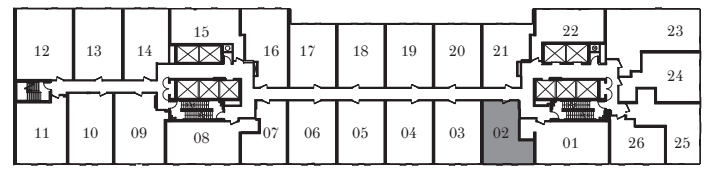
SUITE P1D
1 BEDROOM & DEN
1 BATH
INTERIOR: 536 SF



FLOOR 3



FLOOR 4



FLOOR 5

NOBURESIDENCES.CA

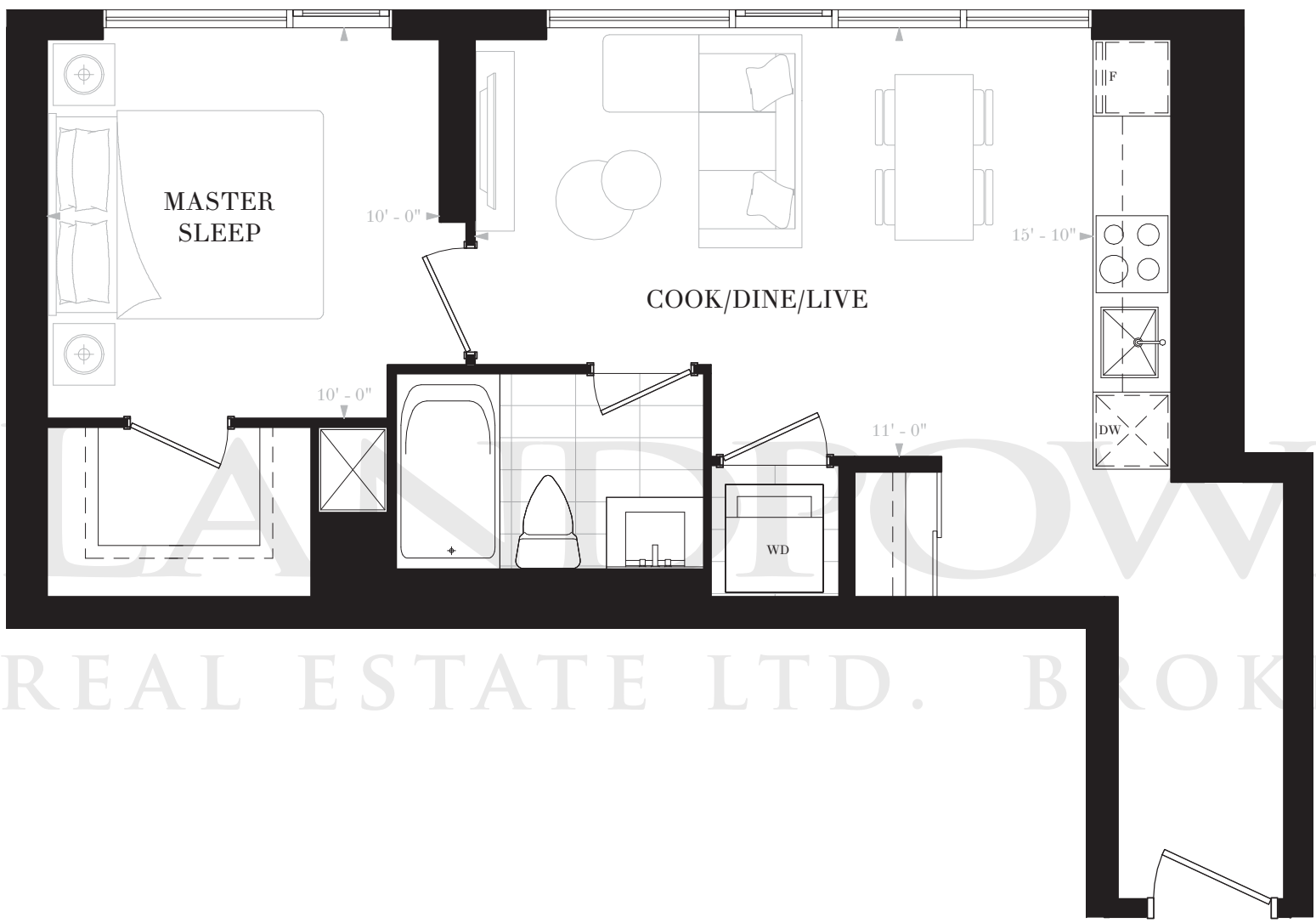
Any stated areas and/or dimensions shown are approximate only and subject to normal construction variances. Actual usable floor space may vary from any stated or depicted floor area. The layout of the suite may be reversed depending on the location of the unit within the project. Any furniture depicted is for illustration purposes only and does not necessarily reflect the electrical plan of the unit. Windows behind the cladding, installed as a design element, may be spandrel or vision glass. The view from or through the windows to the exterior may be partially obstructed by materials affixed to the exterior cladding of the building as part of an overall design element. Any and all sizes and/or specifications are subject to change without notice. All illustrations are artist's concept only. E. & O. E. May 2017



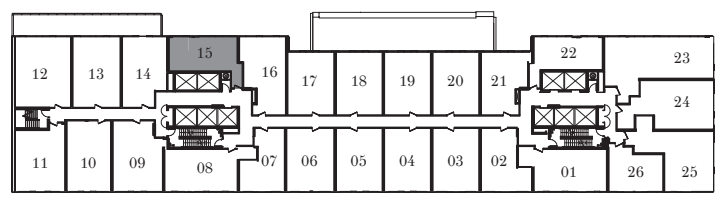
NOBU
RESIDENCES
TORONTO

SUITE P1E
1 BEDROOM
1 BATH

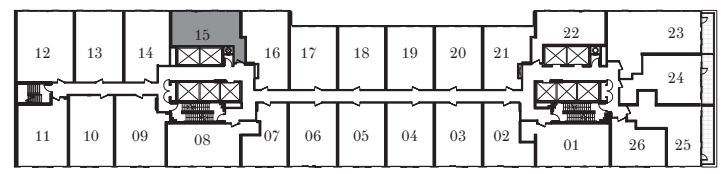
INTERIOR: 545 SF



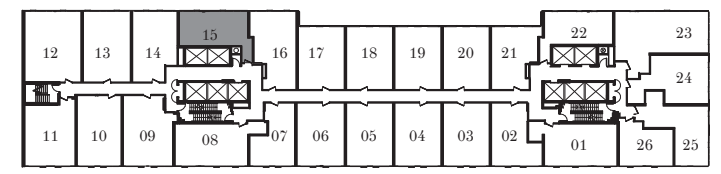
CLARKE POWER REAL ESTATE LTD. BROKERAGE



FLOOR 3



FLOOR 4



FLOOR 5

NOBURESIDENCES.CA

Any stated areas and/or dimensions shown are approximate only and subject to normal construction variances. Actual usable floor space may vary from any stated or depicted floor area. The layout of the suite may be reversed depending on the location of the unit within the project. Any furniture depicted is for illustration purposes only and does not necessarily reflect the electrical plan of the unit. Windows behind the cladding, installed as a design element, may be spandrel or vision glass. The view from or through the windows to the exterior may be partially obstructed by materials affixed to the exterior cladding of the building as part of an overall design element. Any and all sizes and/or specifications are subject to change without notice. All illustrations are artist's concept only. E. & O. E. May 2017



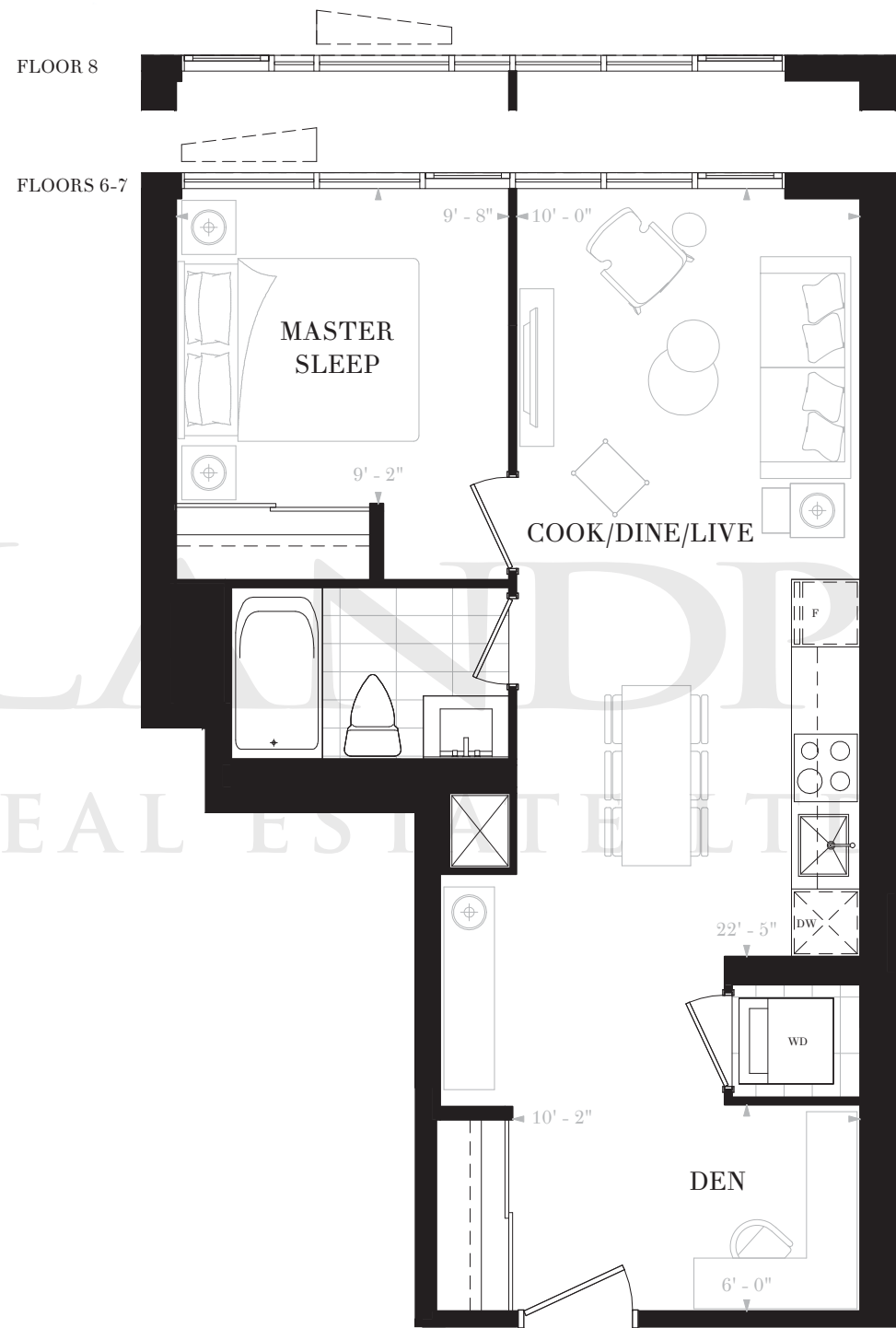
NOBU
RESIDENCES
TORONTO

SUITE P1H

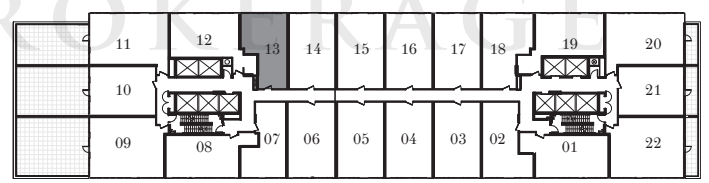
1 BEDROOM & DEN

1 BATH

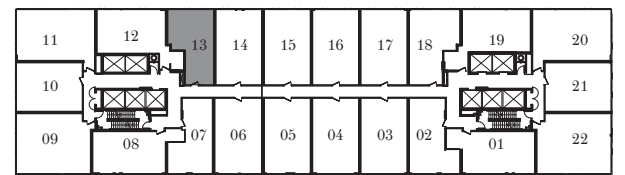
INTERIOR: 581 SF



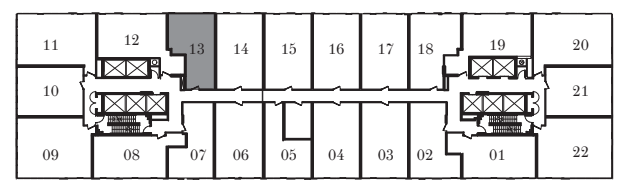
LANDPOWER
REAL ESTATE LTD. BROKERAGE



FLOOR 6



FLOOR 7



FLOOR 8



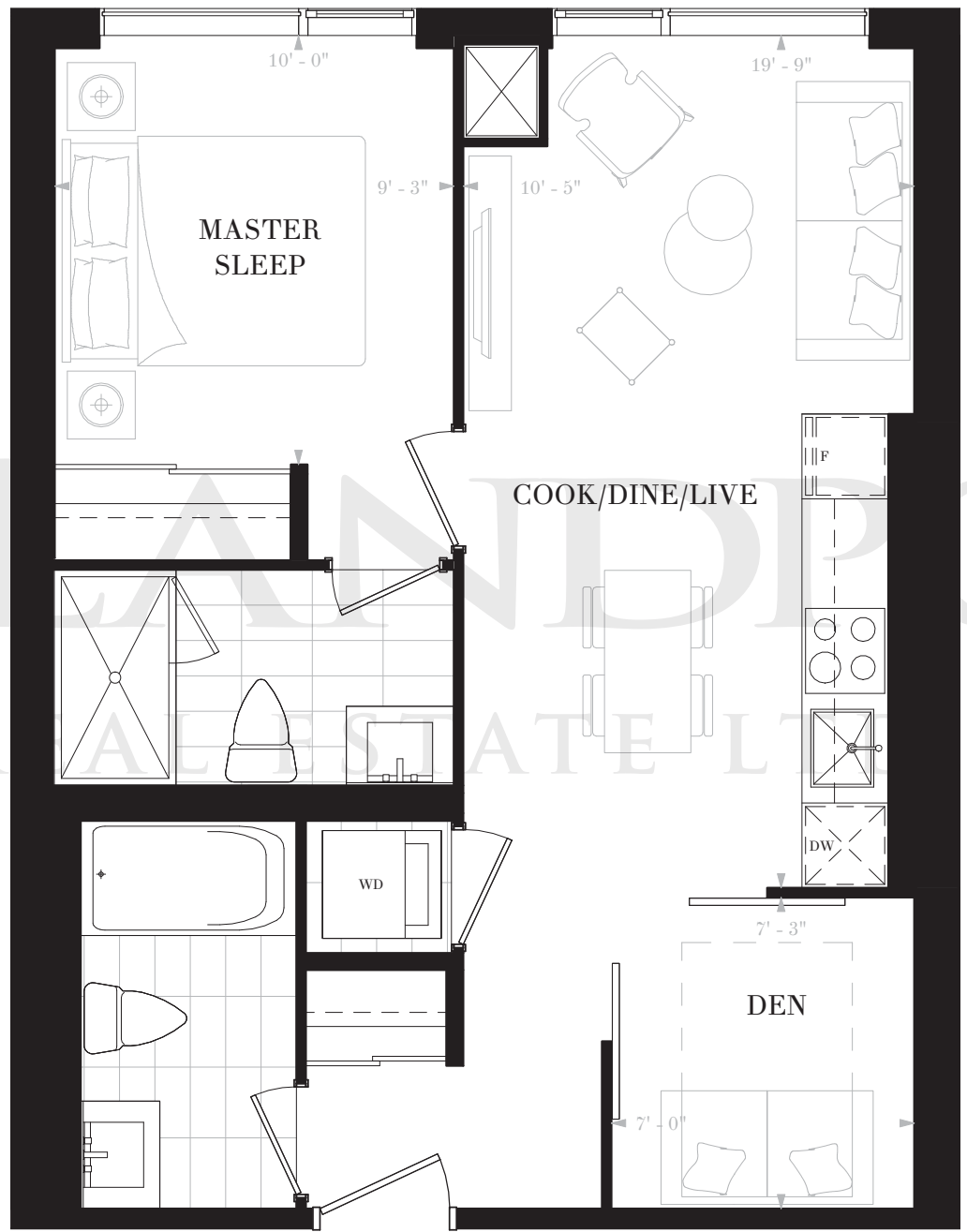
NOBURESIDENCES.CA

Any stated areas and/or dimensions shown are approximate only and subject to normal construction variances. Actual usable floor space may vary from any stated or depicted floor area. The layout of the suite may be reversed depending on the location of the unit within the project. Any furniture depicted is for illustration purposes only and does not necessarily reflect the electrical plan of the unit. Windows behind the cladding, installed as a design element, may be spandrel or vision glass. The view from or through the windows to the exterior may be partially obstructed by materials affixed to the exterior cladding of the building as part of an overall design element. Any and all sizes and/or specifications are subject to change without notice. All illustrations are artist's concept only. E. & O. E. May 2017

NOBU

RESIDENCES
TORONTO

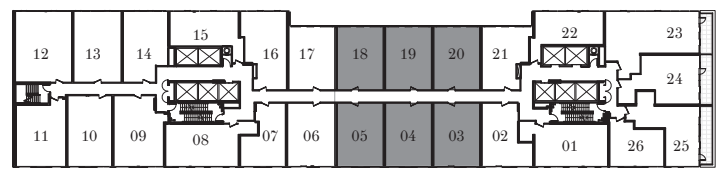
SUITE P1J
 1 BEDROOM & DEN
 2 BATHS
 INTERIOR: 594 SF



LANDFLOWER
REAL ESTATE LTD. BROKERAGE



FLOOR 3



FLOOR 4



FLOOR 5

NOBURESIDENCES.CA

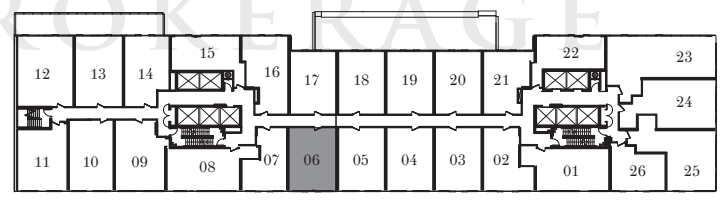
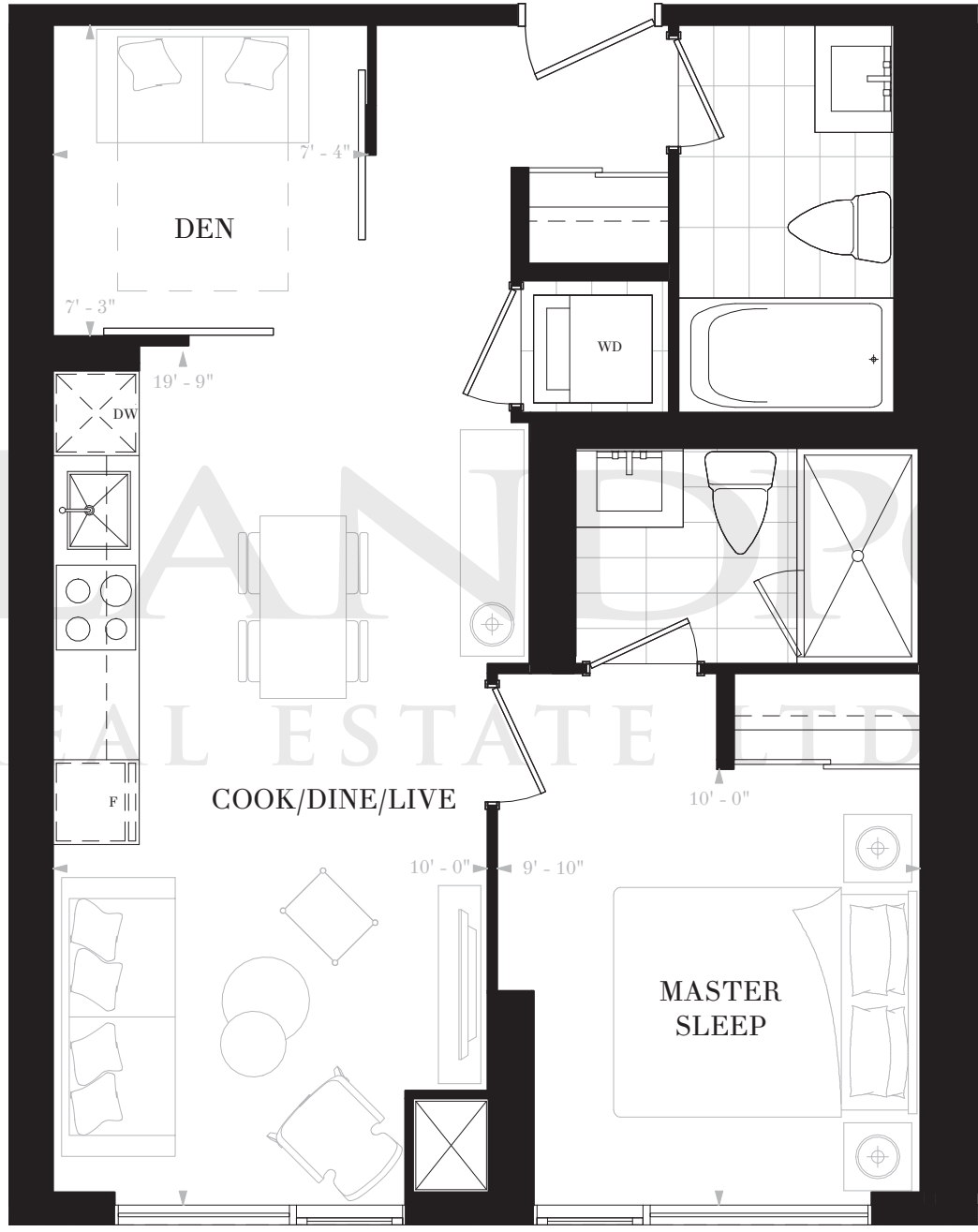
Any stated areas and/or dimensions shown are approximate only and subject to normal construction variances. Actual usable floor space may vary from any stated or depicted floor area. The layout of the suite may be reversed depending on the location of the unit within the project. Any furniture depicted is for illustration purposes only and does not necessarily reflect the electrical plan of the unit. Windows behind the cladding, installed as a design element, may be spandrel or vision glass. The view from or through the windows to the exterior may be partially obstructed by materials affixed to the exterior cladding of the building as part of an overall design element. Any and all sizes and/or specifications are subject to change without notice. All illustrations are artist's concept only. E. & O. E. May 2017



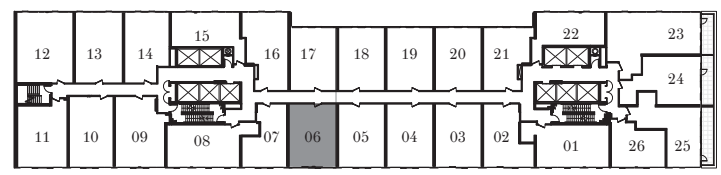
NOBU

RESIDENCES
TORONTO

SUITE P1M
 1 BEDROOM & DEN
 2 BATHS
 INTERIOR: 608 SF



FLOOR 3



FLOOR 4



FLOOR 5

NOBURESIDENCES.CA

Any stated areas and/or dimensions shown are approximate only and subject to normal construction variances. Actual usable floor space may vary from any stated or depicted floor area. The layout of the suite may be reversed depending on the location of the unit within the project. Any furniture depicted is for illustration purposes only and does not necessarily reflect the electrical plan of the unit. Windows behind the cladding, installed as a design element, may be spandrel or vision glass. The view from or through the windows to the exterior may be partially obstructed by materials affixed to the exterior cladding of the building as part of an overall design element. Any and all sizes and/or specifications are subject to change without notice. All illustrations are artist's concept only. E. & O. E. May 2017

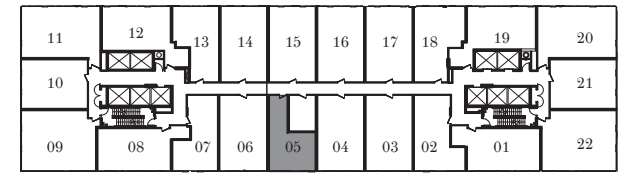
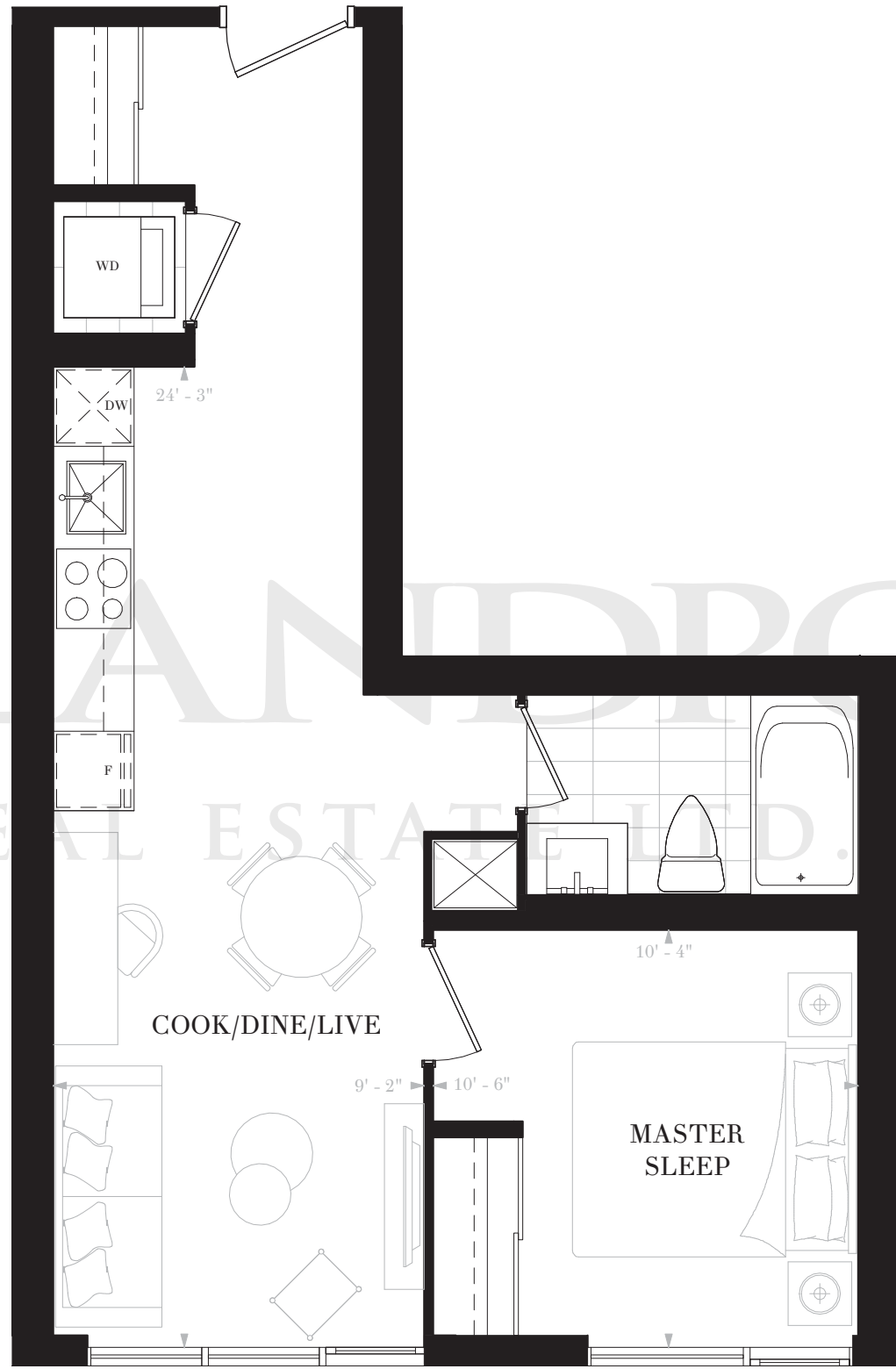


NOBU
RESIDENCES
TORONTO

SUITE P1Q
1 BEDROOM
1 BATH

INTERIOR: 504 SF

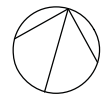
LANDPOWER
REAL ESTATE LTD. BROKERAGE



FLOOR 8

NOBURESIDENCES.CA

Any stated areas and/or dimensions shown are approximate only and subject to normal construction variances. Actual usable floor space may vary from any stated or depicted floor area. The layout of the suite may be reversed depending on the location of the unit within the project. Any furniture depicted is for illustration purposes only and does not necessarily reflect the electrical plan of the unit. Windows behind the cladding, installed as a design element, may be spandrel or vision glass. The view from or through the windows to the exterior may be partially obstructed by materials affixed to the exterior cladding of the building as part of an overall design element. Any and all sizes and/or specifications are subject to change without notice. All illustrations are artist's concept only. E. & O. E. May 2017



NOBU

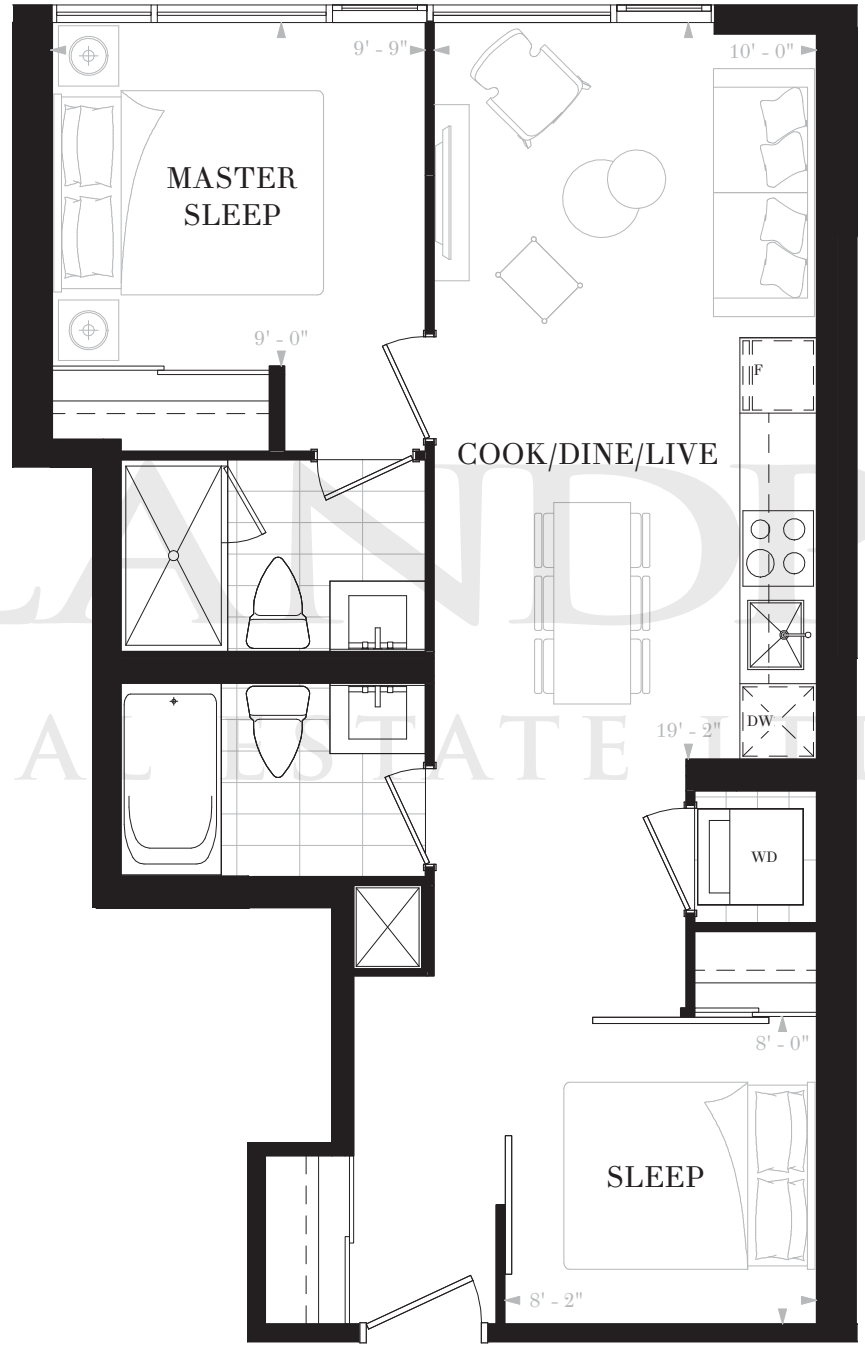
RESIDENCES
TORONTO

SUITE P2C

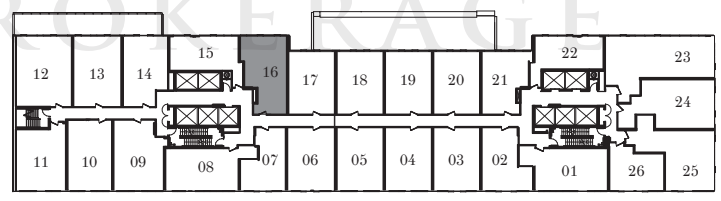
2 BEDROOMS

2 BATHS

INTERIOR: 639 SF



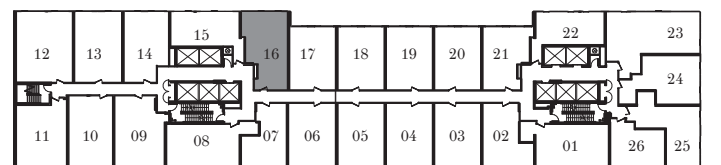
LANDPOWER
REAL ESTATE LTD. BROKERAGE



FLOOR 3



FLOOR 4



FLOOR 5

NOBURESIDENCES.CA

Any stated areas and/or dimensions shown are approximate only and subject to normal construction variances. Actual usable floor space may vary from any stated or depicted floor area. The layout of the suite may be reversed depending on the location of the unit within the project. Any furniture depicted is for illustration purposes only and does not necessarily reflect the electrical plan of the unit. Windows behind the cladding, installed as a design element, may be spandrel or vision glass. The view from or through the windows to the exterior may be partially obstructed by materials affixed to the exterior cladding of the building as part of an overall design element. Any and all sizes and/or specifications are subject to change without notice. All illustrations are artist's concept only. E. & O. E. May 2017



NOBU

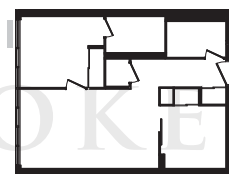
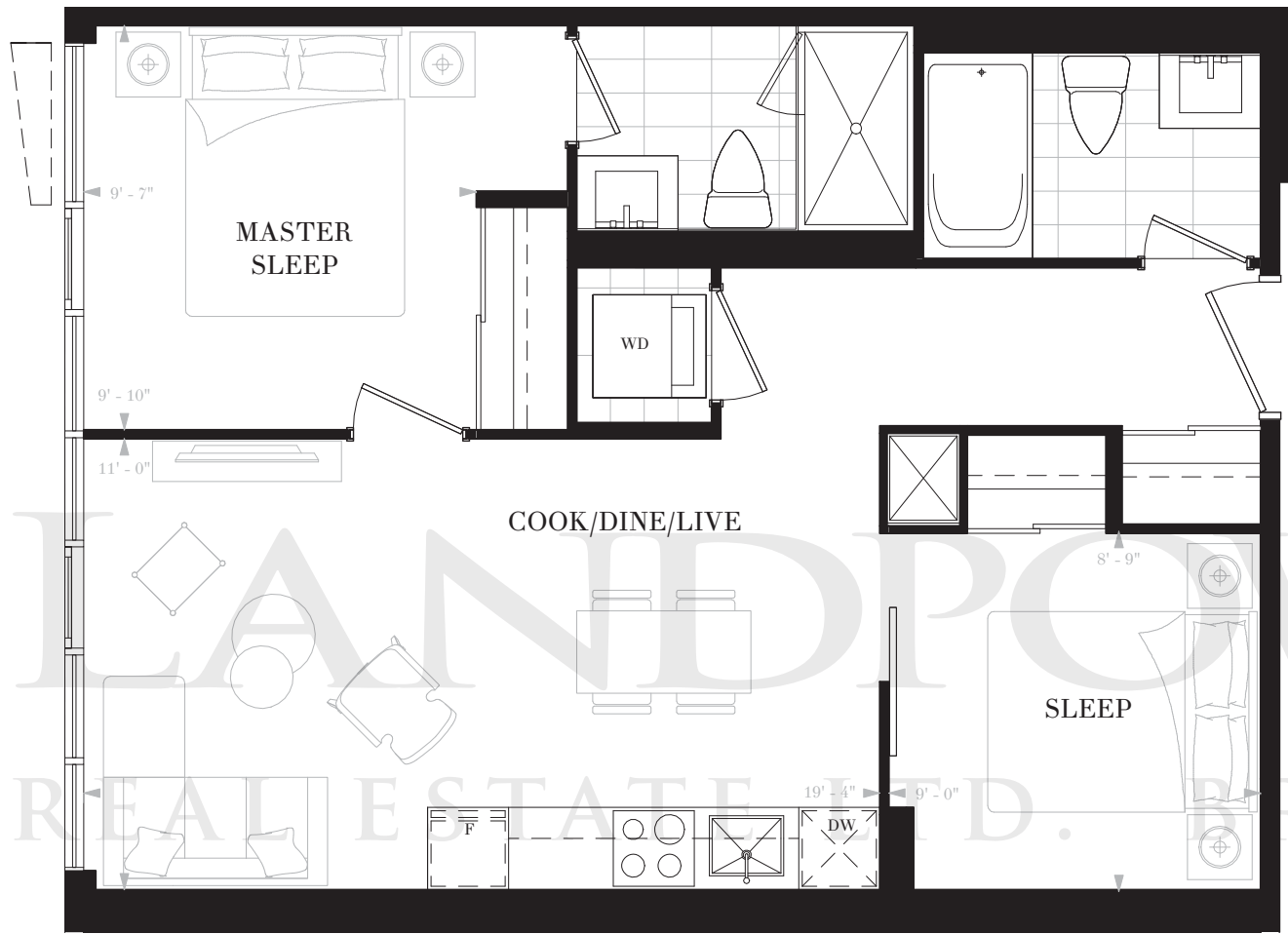
RESIDENCES
TORONTO

SUITE P2E

2 BEDROOMS

2 BATHS

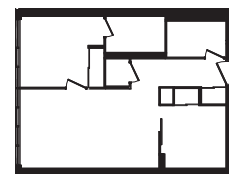
INTERIOR: 652 SF



SUITE 710



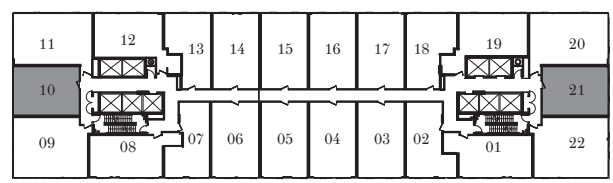
SUITE 821, 904



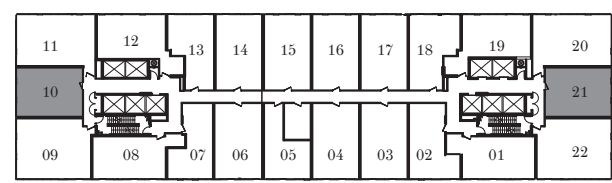
SUITE 810, 908



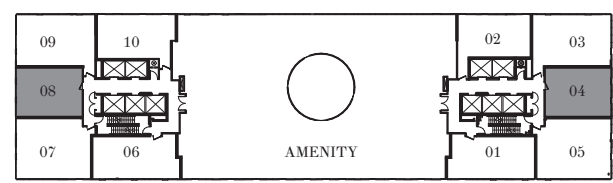
SUITE 721



FLOOR 7



FLOOR 8



FLOOR 9

NOBURESIDENCES.CA

Any stated areas and/or dimensions shown are approximate only and subject to normal construction variances. Actual usable floor space may vary from any stated or depicted floor area. The layout of the suite may be reversed depending on the location of the unit within the project. Any furniture depicted is for illustration purposes only and does not necessarily reflect the electrical plan of the unit. Windows behind the cladding, installed as a design element, may be spandrel or vision glass. The view from or through the windows to the exterior may be partially obstructed by materials affixed to the exterior cladding of the building as part of an overall design element. Any and all sizes and/or specifications are subject to change without notice. All illustrations are artist's concept only. E. & O. E. May 2017

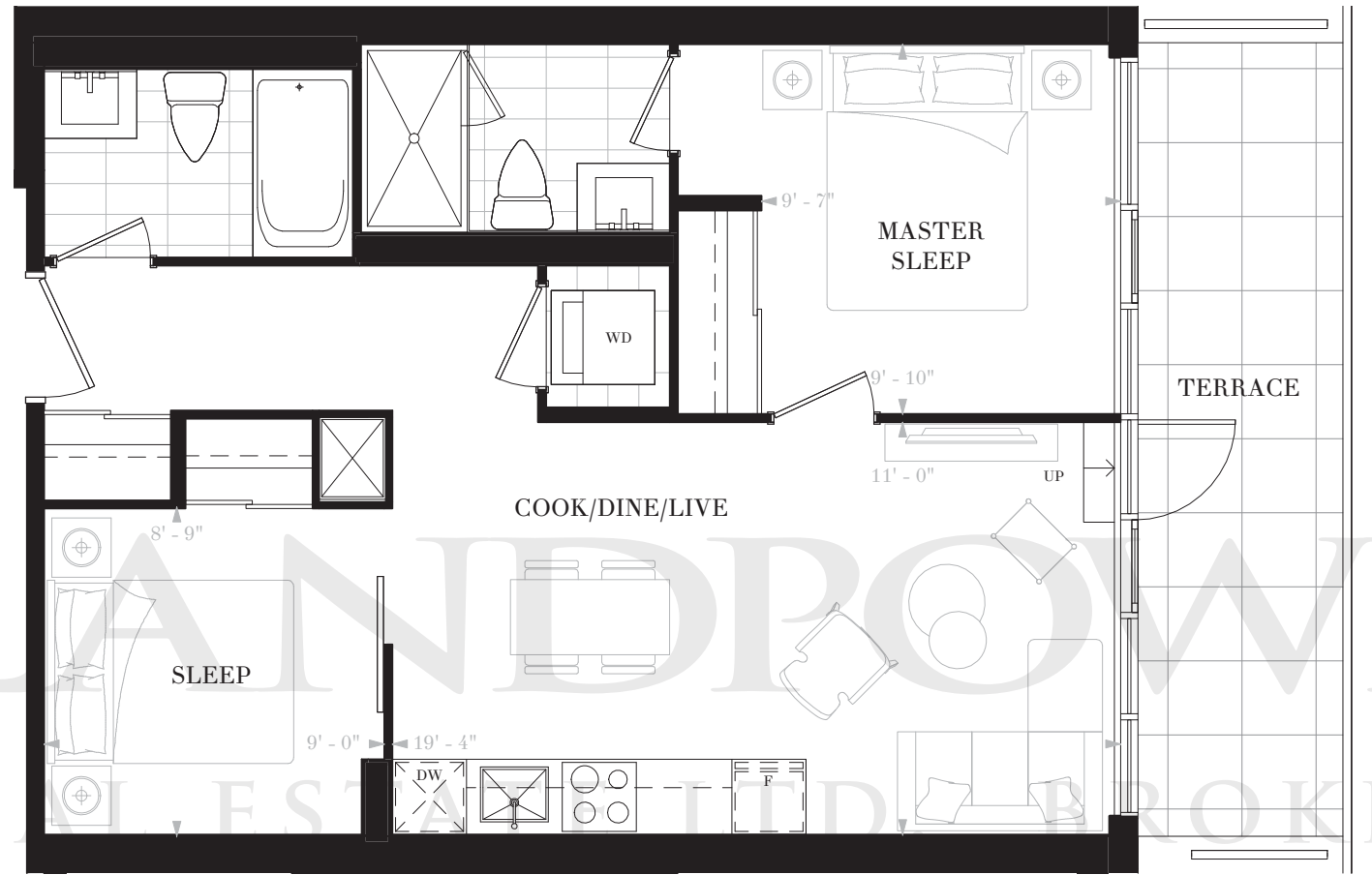


NOBU

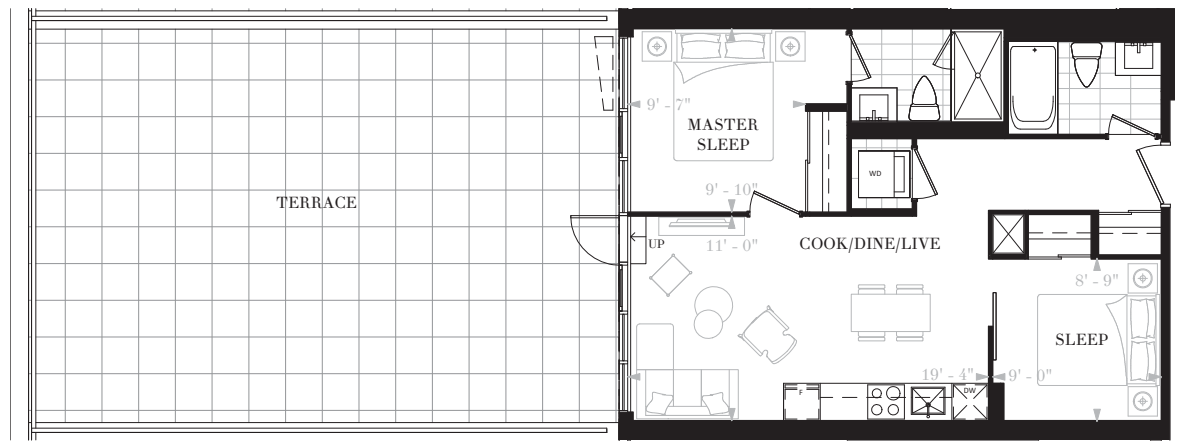
RESIDENCES
TORONTO

SUITE P2E(T)
2 BEDROOMS
2 BATHS

SUITE 621
INTERIOR: 652 SF
TERRACE: 125 SF
TOTAL: 777 SF

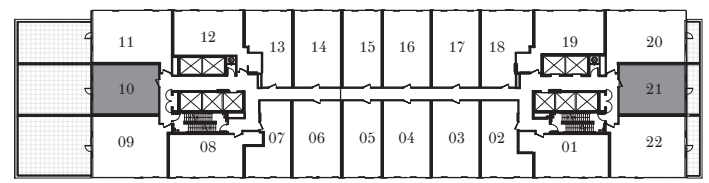


SUITE 621



SUITE 610

SUITE 610
INTERIOR: 652 SF
TERRACE: 699 SF
TOTAL: 1351 SF



FLOOR 6

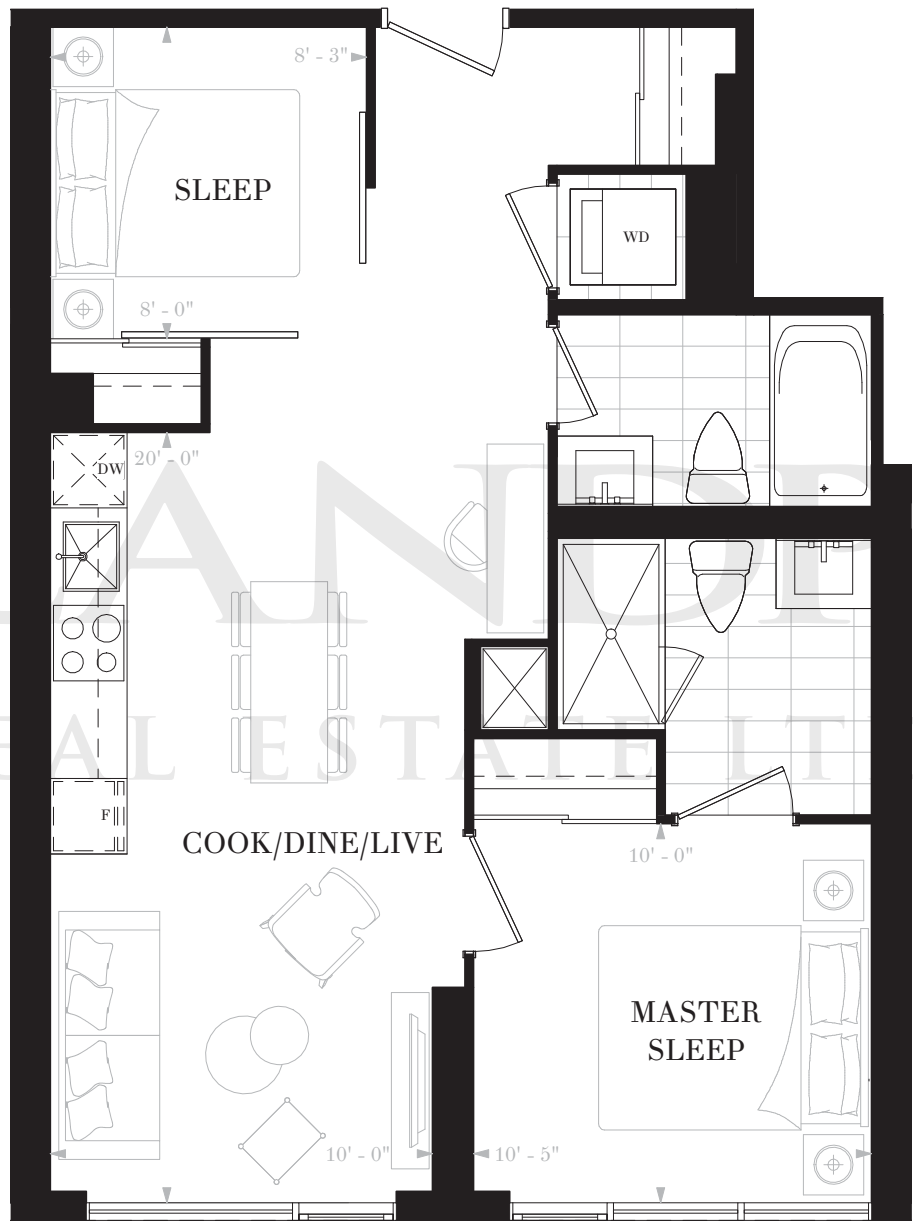


NOBU

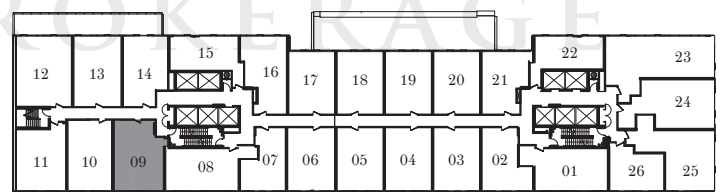
RESIDENCES
TORONTO

SUITE P2H
2 BEDROOMS
2 BATHS

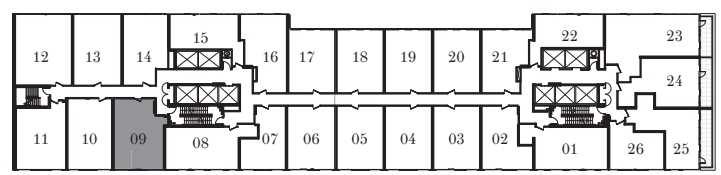
INTERIOR: 681 SF



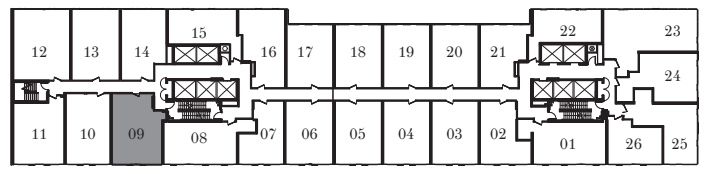
IAN BOWEN
REAL ESTATE LTD. BROKERAGE



FLOOR 3



FLOOR 4



FLOOR 5

NOBURESIDENCES.CA

Any stated areas and/or dimensions shown are approximate only and subject to normal construction variances. Actual usable floor space may vary from any stated or depicted floor area. The layout of the suite may be reversed depending on the location of the unit within the project. Any furniture depicted is for illustration purposes only and does not necessarily reflect the electrical plan of the unit. Windows behind the cladding, installed as a design element, may be spandrel or vision glass. The view from or through the windows to the exterior may be partially obstructed by materials affixed to the exterior cladding of the building as part of an overall design element. Any and all sizes and/or specifications are subject to change without notice. All illustrations are artist's concept only. E. & O. E. May 2017



NOBU

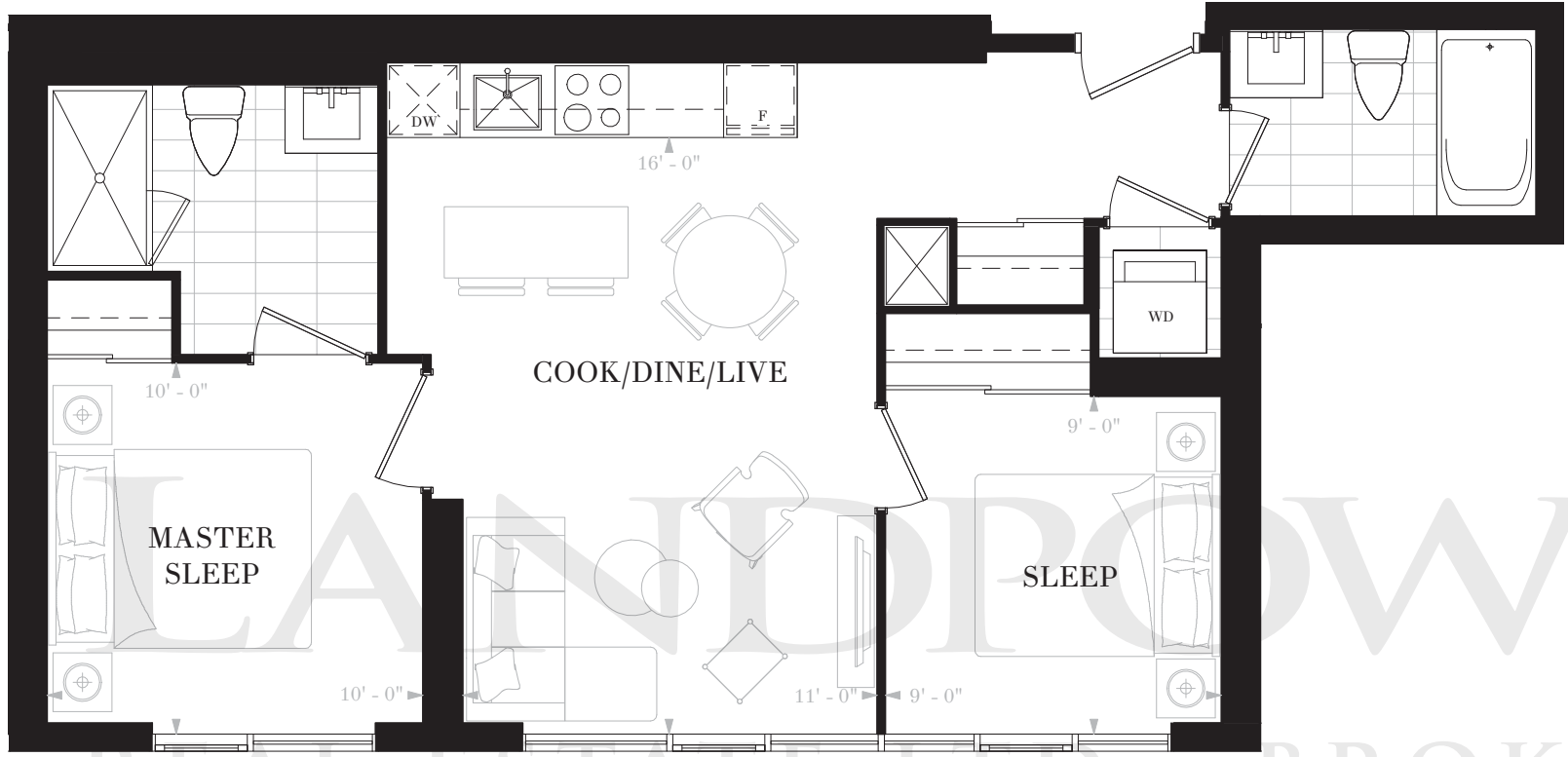
RESIDENCES
TORONTO

SUITE P2J

2 BEDROOMS

2 BATHS

INTERIOR: 689 SF



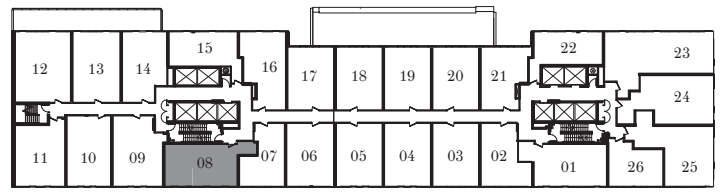
FLOORS 3-5



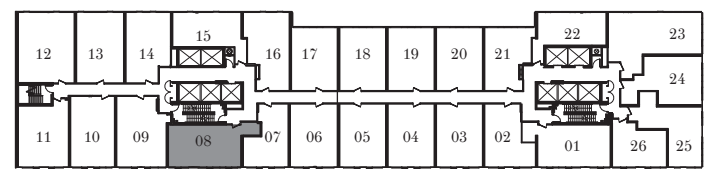
FLOORS 6-7



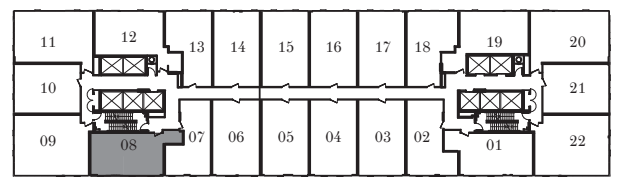
FLOOR 8



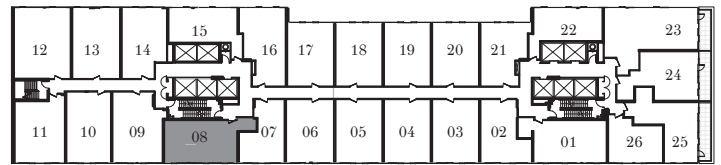
FLOOR 3



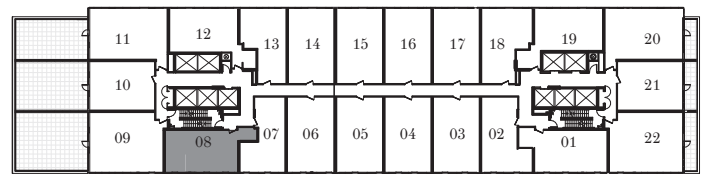
FLOOR 5



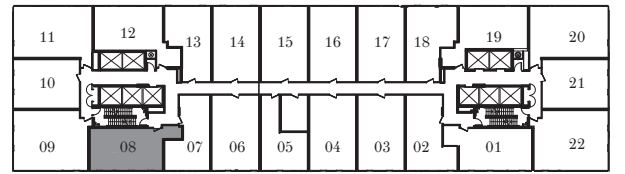
FLOOR 7



FLOOR 4



FLOOR 6



FLOOR 8

NOBURESIDENCES.CA

Any stated areas and/or dimensions shown are approximate only and subject to normal construction variances. Actual usable floor space may vary from any stated or depicted floor area. The layout of the suite may be reversed depending on the location of the unit within the project. Any furniture depicted is for illustration purposes only and does not necessarily reflect the electrical plan of the unit. Windows behind the cladding, installed as a design element, may be spandrel or vision glass. The view from or through the windows to the exterior may be partially obstructed by materials affixed to the exterior cladding of the building as part of an overall design element. Any and all sizes and/or specifications are subject to change without notice. All illustrations are artist's concept only. E. & O. E. May 2017



NOBU

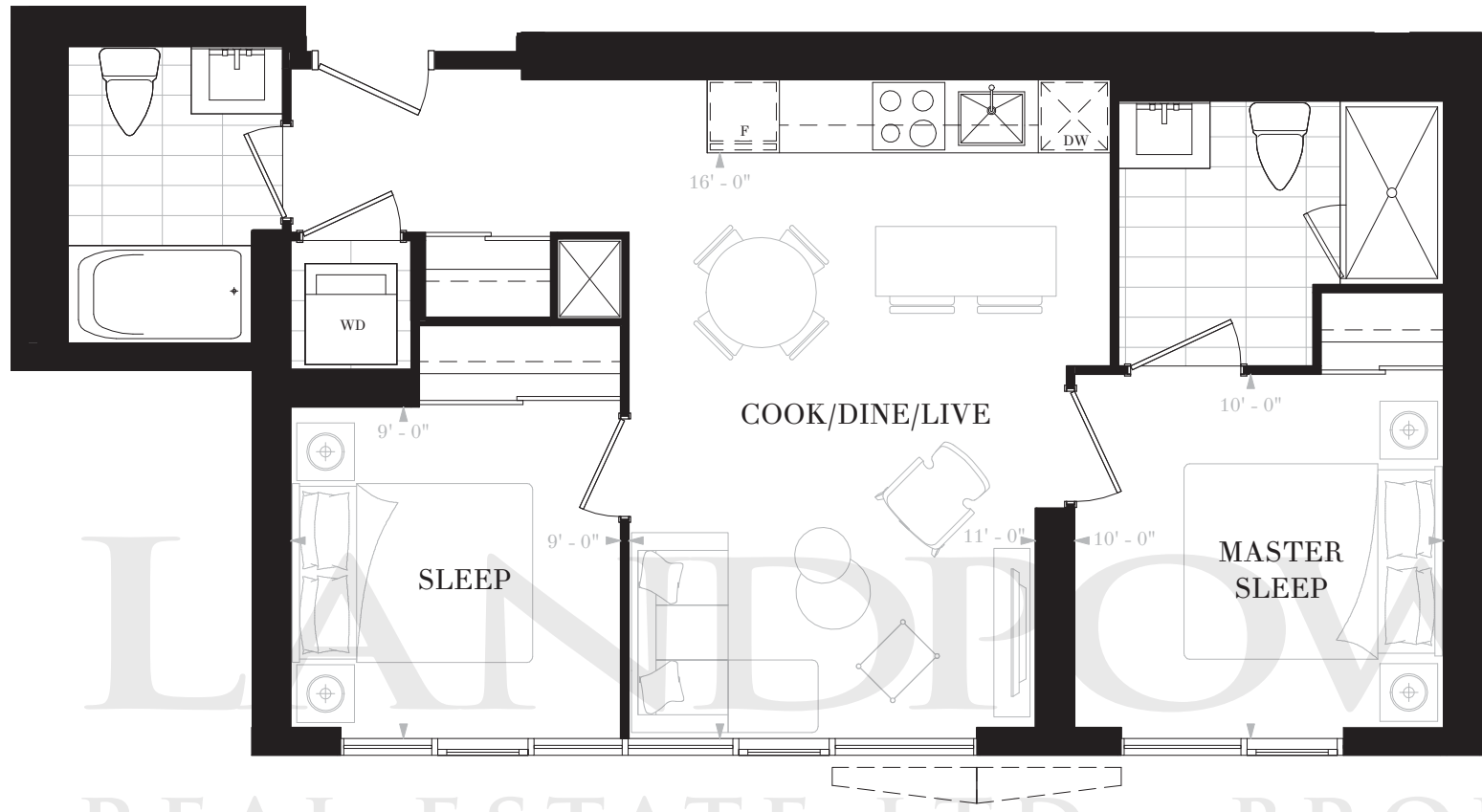
RESIDENCES
TORONTO

SUITE P2M

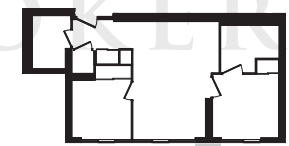
2 BEDROOMS

2 BATHS

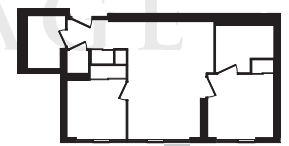
INTERIOR: 701 SF



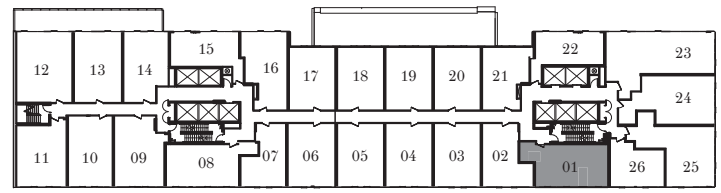
FLOORS 3-5



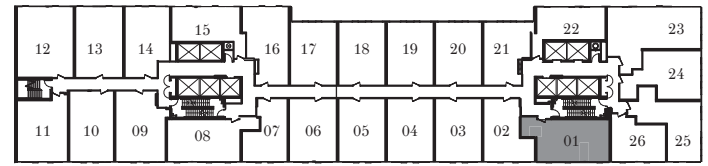
FLOORS 6-7



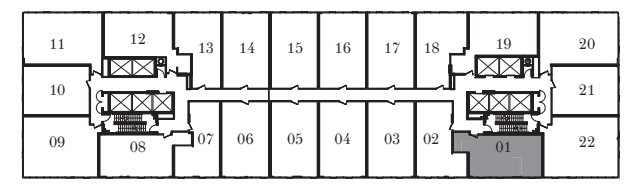
FLOOR 8



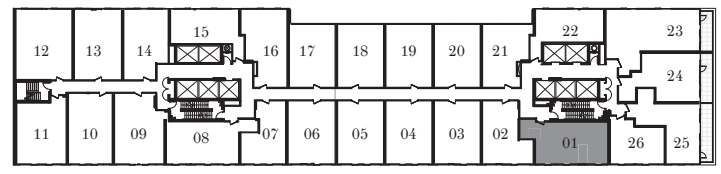
FLOOR 3



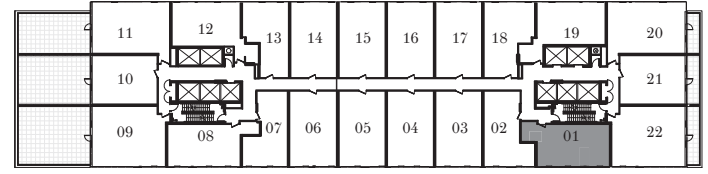
FLOOR 5



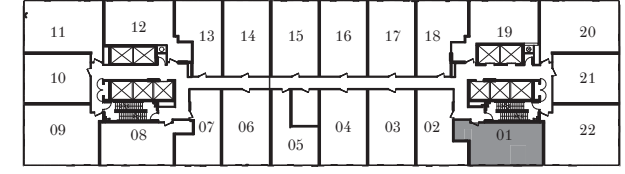
FLOOR 7



FLOOR 4



FLOOR 6



FLOOR 8

NOBURESIDENCES.CA

Any stated areas and/or dimensions shown are approximate only and subject to normal construction variances. Actual usable floor space may vary from any stated or depicted floor area. The layout of the suite may be reversed depending on the location of the unit within the project. Any furniture depicted is for illustration purposes only and does not necessarily reflect the electrical plan of the unit. Windows behind the cladding, installed as a design element, may be spandrel or vision glass. The view from or through the windows to the exterior may be partially obstructed by materials affixed to the exterior cladding of the building as part of an overall design element. Any and all sizes and/or specifications are subject to change without notice. All illustrations are artist's concept only. E. & O. E. May 2017

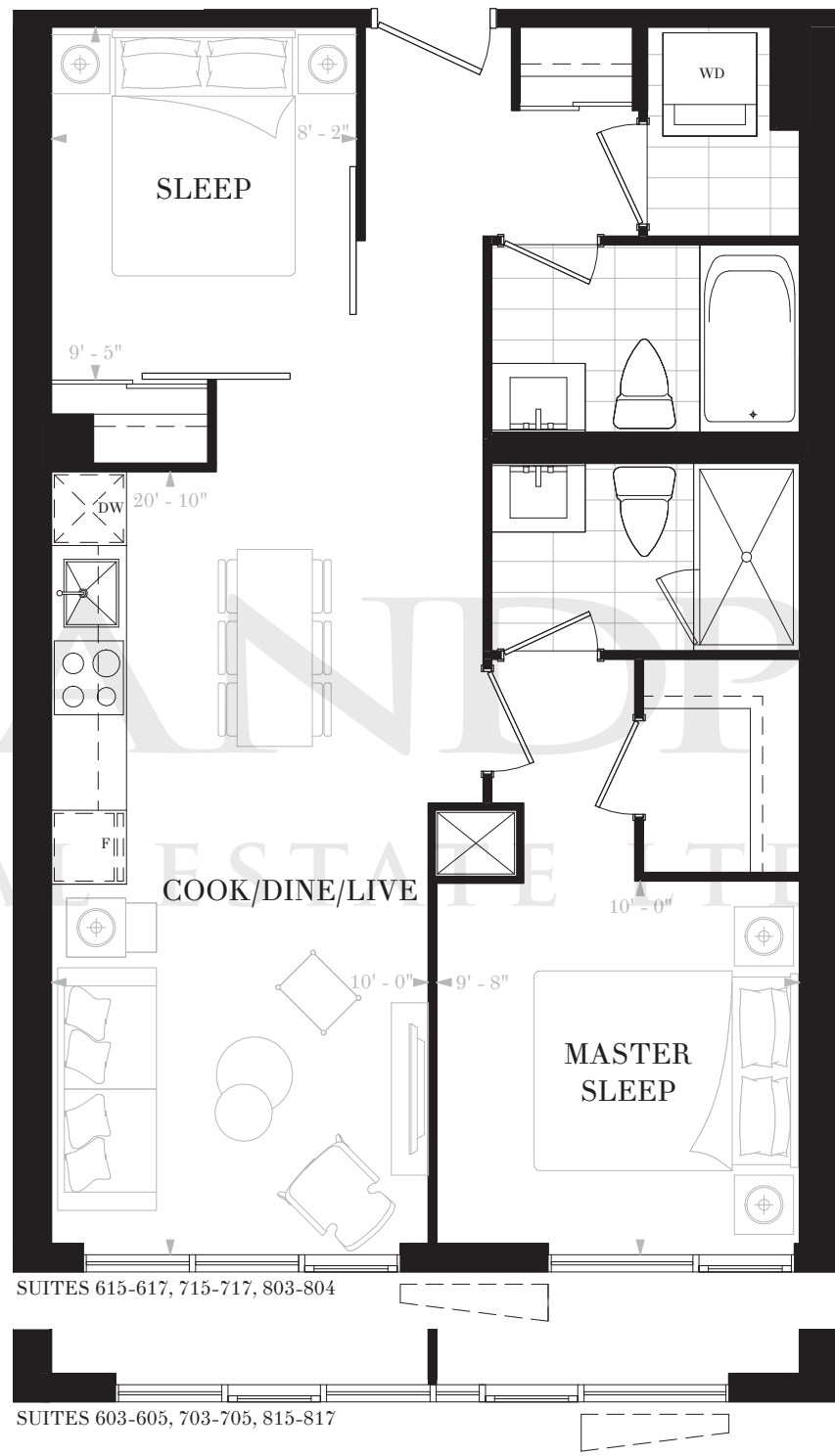


NOBU

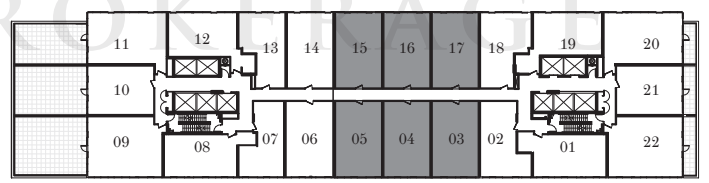
RESIDENCES
TORONTO

SUITE P2N
2 BEDROOMS
2 BATHS

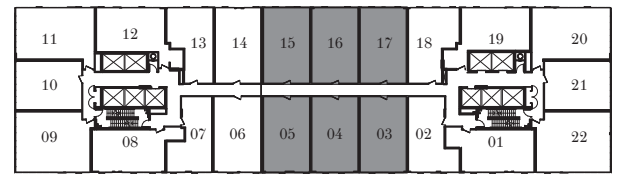
INTERIOR: 706 SF



LANDSCAPE ARCHITECTURE
REAL ESTATE LTD. BROKERAGE



FLOOR 6



FLOOR 7



FLOOR 8



NOBU

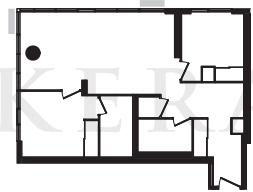
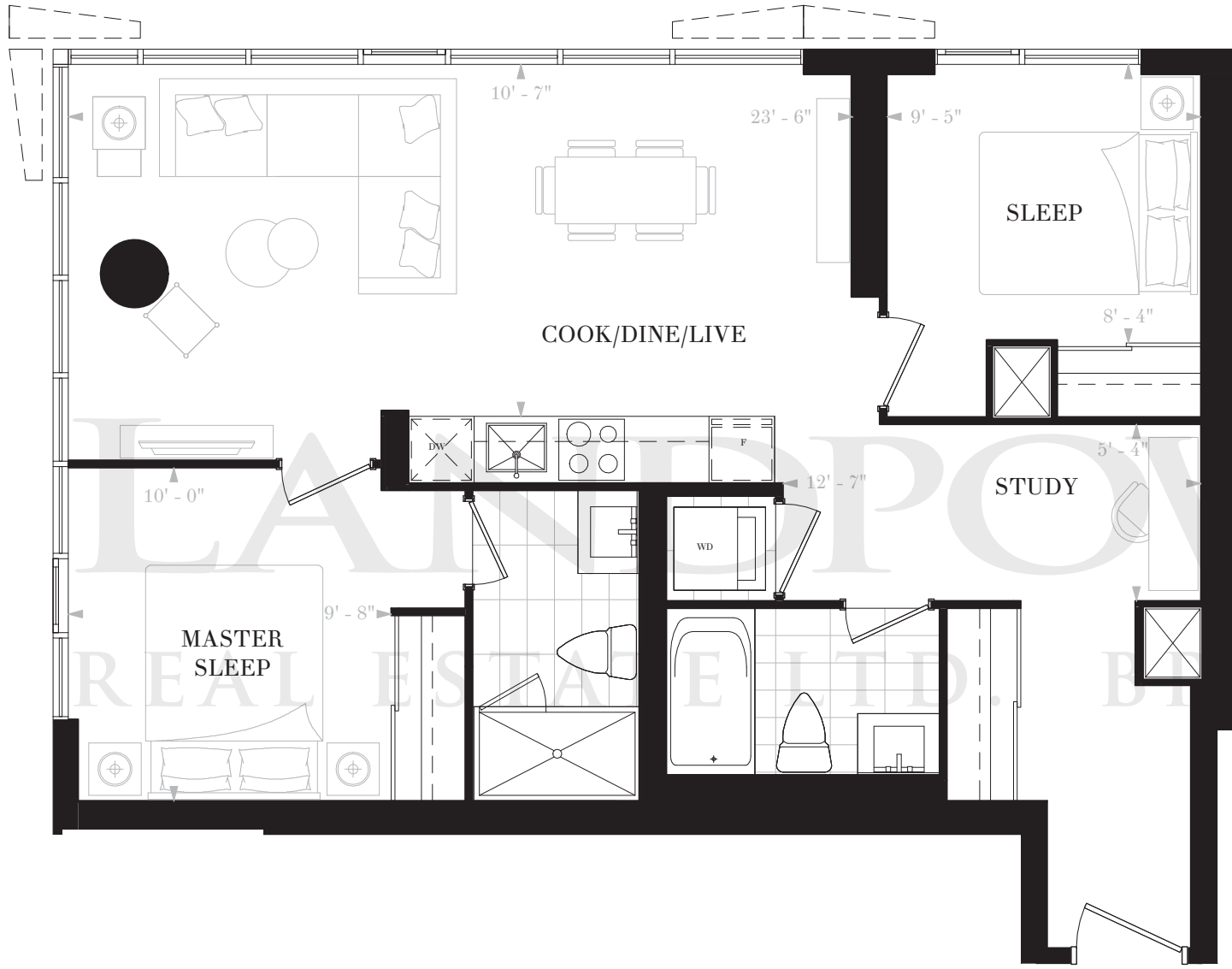
RESIDENCES
TORONTO

SUITE P2X

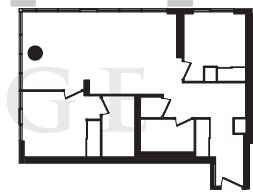
2 BEDROOMS

2 BATHS

INTERIOR: 834 SF



SUITE 711



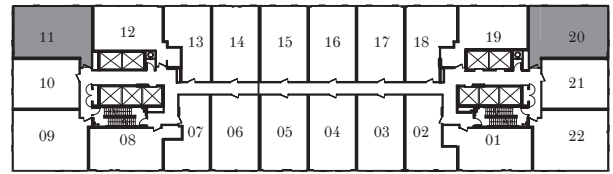
SUITE 811, 903



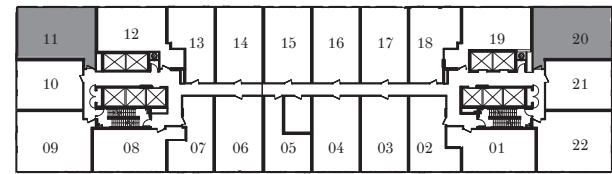
SUITE 720



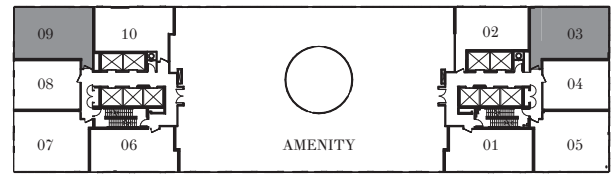
SUITE 820, 909



FLOOR 7



FLOOR 8



FLOOR 9

NOBURESIDENCES.CA

Any stated areas and/or dimensions shown are approximate only and subject to normal construction variances. Actual usable floor space may vary from any stated or depicted floor area. The layout of the suite may be reversed depending on the location of the unit within the project. Any furniture depicted is for illustration purposes only and does not necessarily reflect the electrical plan of the unit. Windows behind the cladding, installed as a design element, may be spandrel or vision glass. The view from or through the windows to the exterior may be partially obstructed by materials affixed to the exterior cladding of the building as part of an overall design element. Any and all sizes and/or specifications are subject to change without notice. All illustrations are artist's concept only. E. & O. E. May 2017

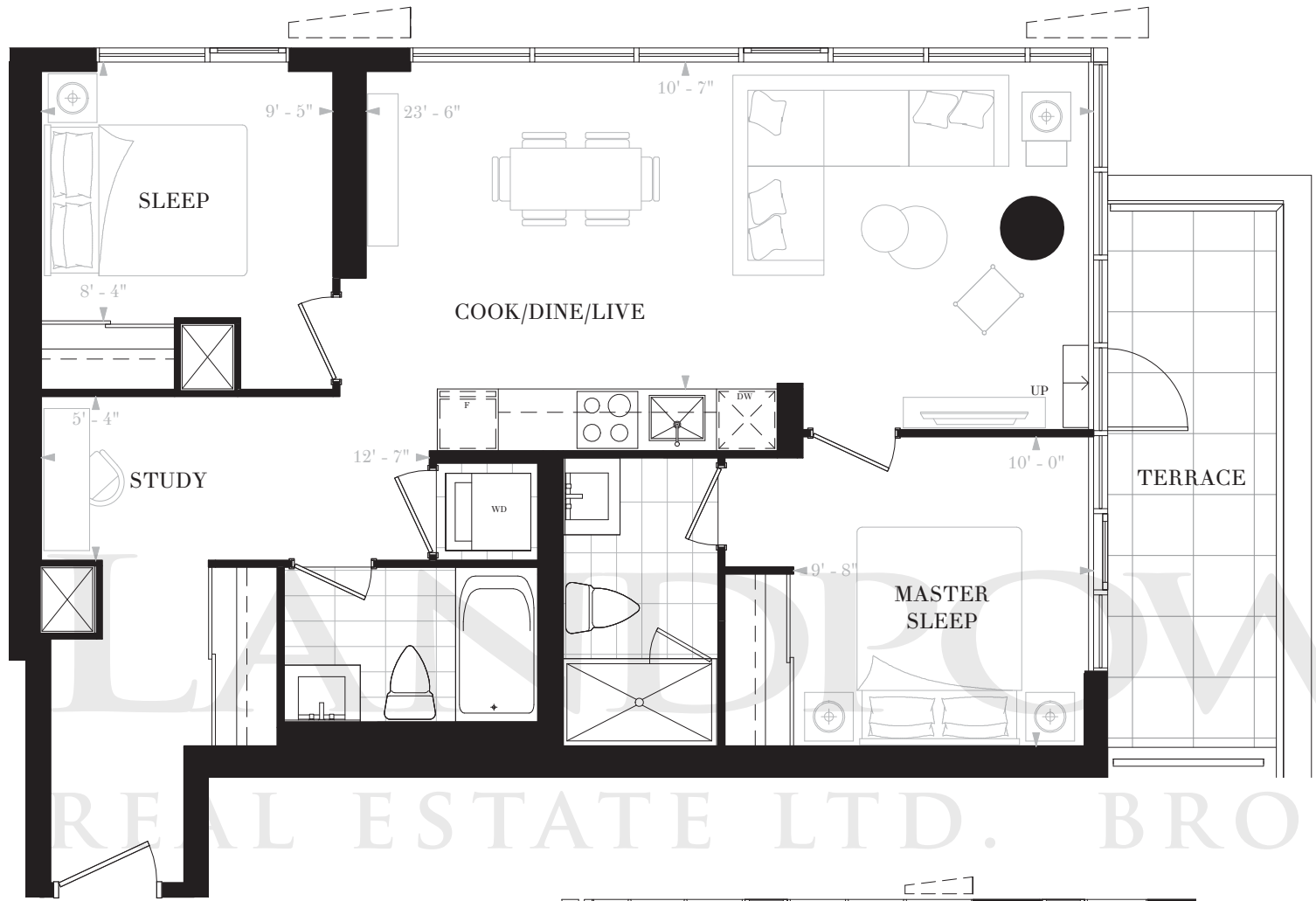


NOBU

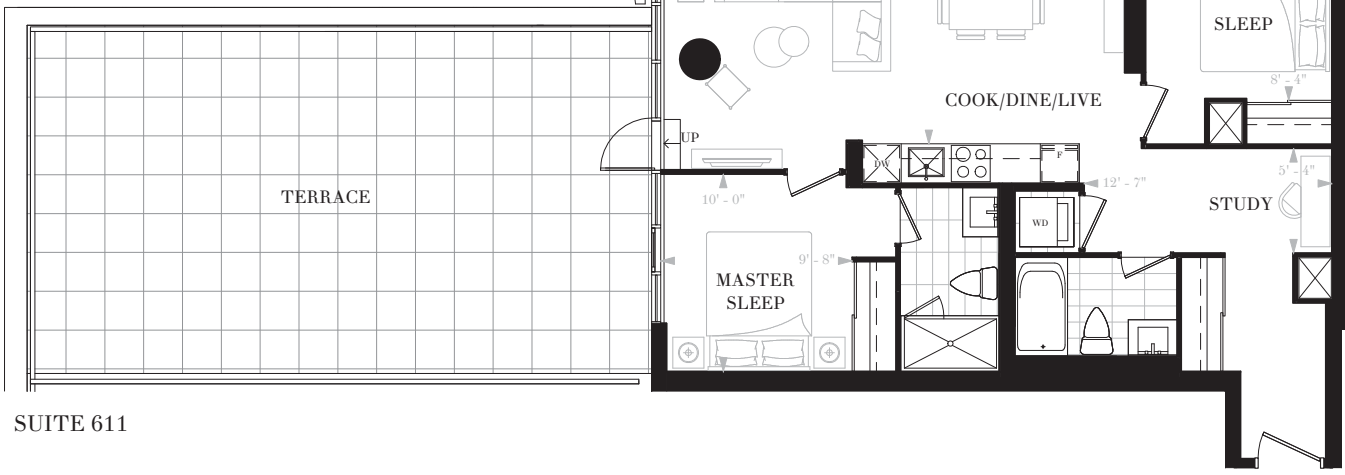
RESIDENCES
TORONTO

SUITE P2X(T)
2 BEDROOMS
2 BATHS

SUITE 620
INTERIOR: 834 SF
TERRACE: 100 SF
TOTAL: 934 SF

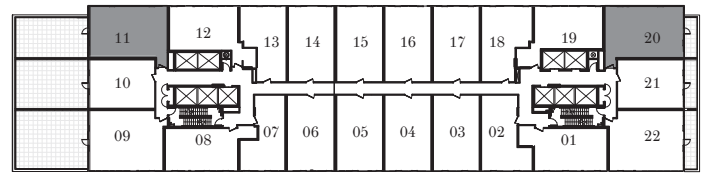


SUITE 620

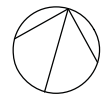


SUITE 611

SUITE 611
INTERIOR: 834 SF
TERRACE: 570 SF
TOTAL: 1404 SF



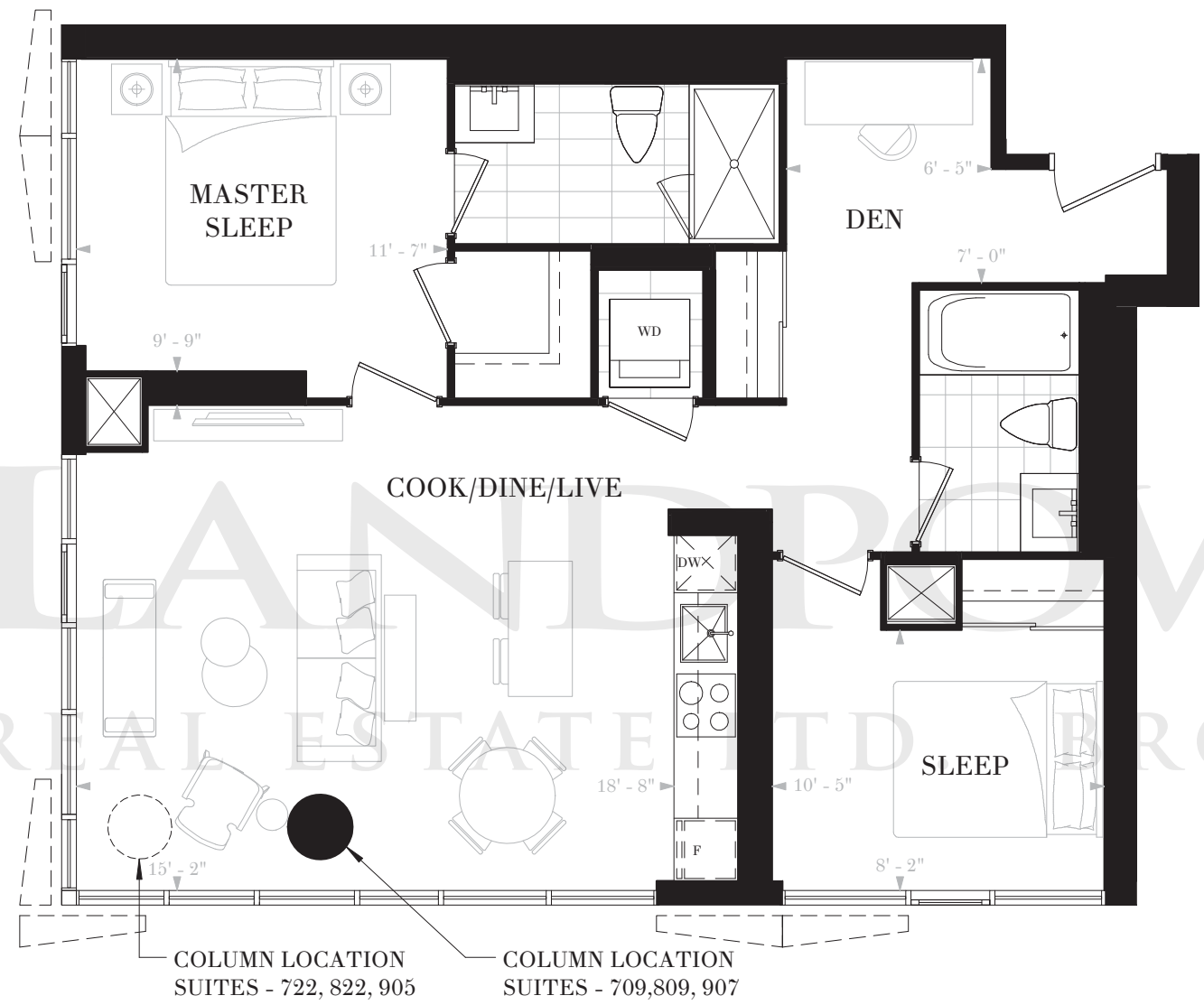
FLOOR 6



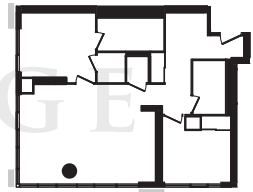
NOBU

RESIDENCES
TORONTO

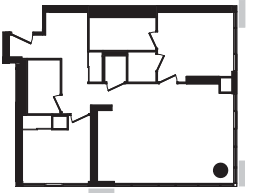
SUITE P2Y
2 BEDROOMS & DEN
2 BATHS
INTERIOR: 890 SF



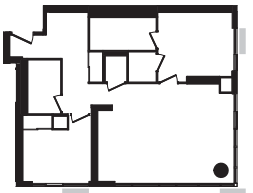
SUITE 709



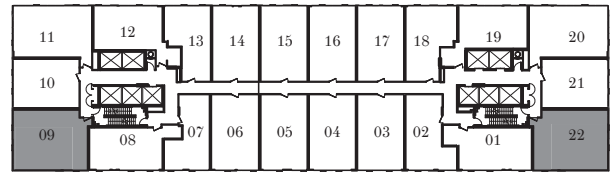
SUITE 809, 907



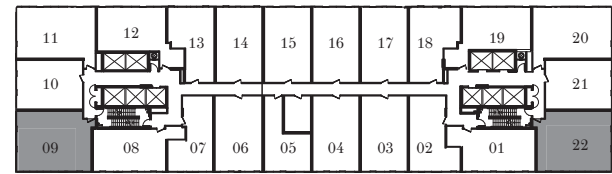
SUITE 722



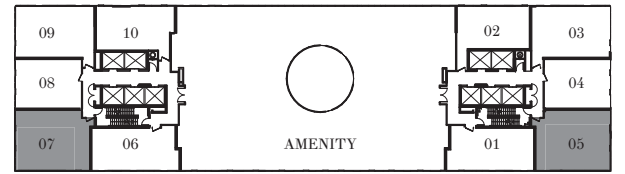
SUITE 822, 905



FLOOR 7



FLOOR 8



FLOOR 9

NOBURESIDENCES.CA

Any stated areas and/or dimensions shown are approximate only and subject to normal construction variances. Actual usable floor space may vary from any stated or depicted floor area. The layout of the suite may be reversed depending on the location of the unit within the project. Any furniture depicted is for illustration purposes only and does not necessarily reflect the electrical plan of the unit. Windows behind the cladding, installed as a design element, may be spandrel or vision glass. The view from or through the windows to the exterior may be partially obstructed by materials affixed to the exterior cladding of the building as part of an overall design element. Any and all sizes and/or specifications are subject to change without notice. All illustrations are artist's concept only. E. & O. E. May 2017

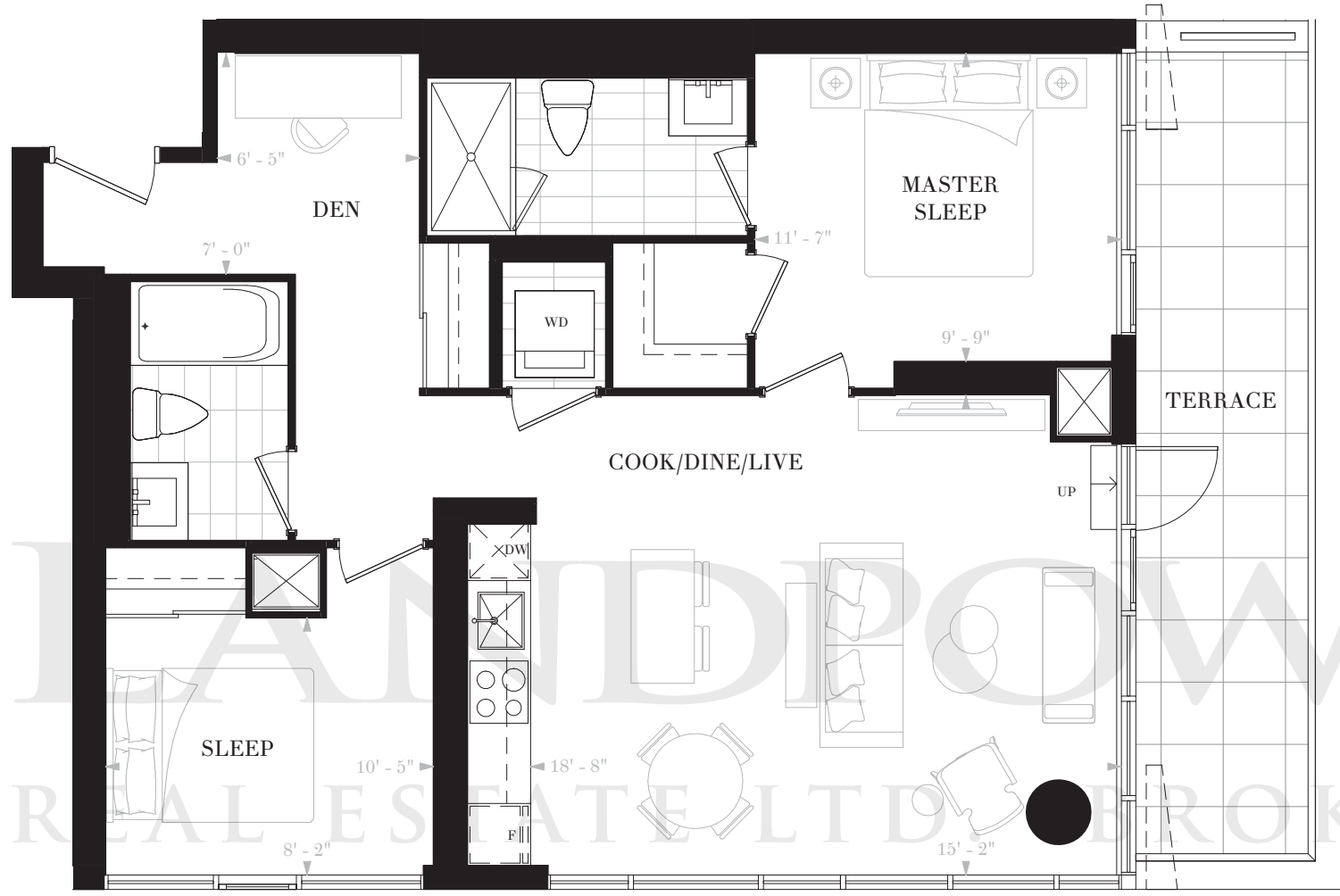


NOBU

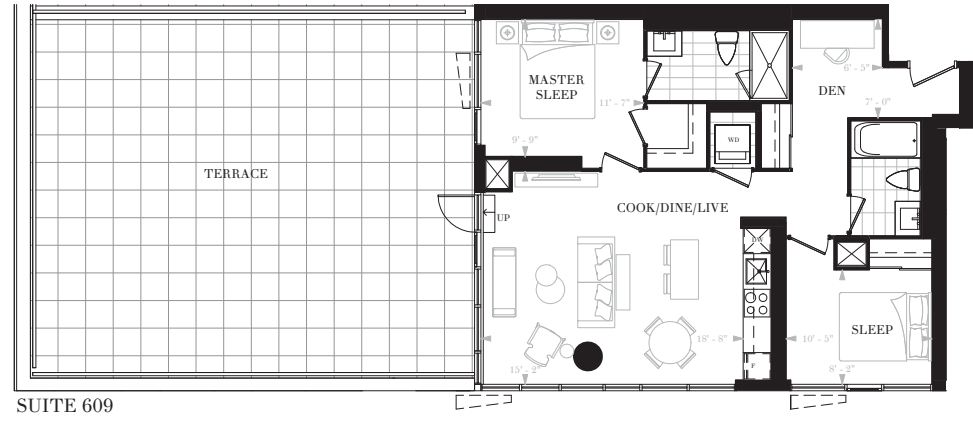
RESIDENCES
TORONTO

SUITE P2Y(T)
2 BEDROOMS & DEN
2 BATHS

SUITE 622
INTERIOR: 890 SF
TERRACE: 150 SF
TOTAL: 1040 SF

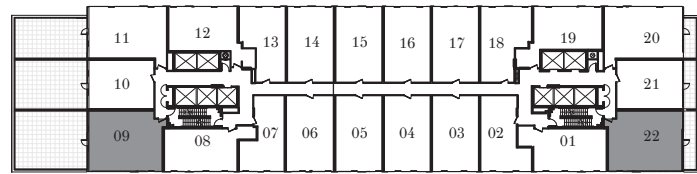


SUITE 622



SUITE 609

SUITE 609
INTERIOR: 890 SF
TERRACE: 817 SF
TOTAL: 1707 SF



FLOOR 6

NOBURESIDENCES.CA

Any stated areas and/or dimensions shown are approximate only and subject to normal construction variances. Actual usable floor space may vary from any stated or depicted floor area. The layout of the suite may be reversed depending on the location of the unit within the project. Any furniture depicted is for illustration purposes only and does not necessarily reflect the electrical plan of the unit. Windows behind the cladding, installed as a design element, may be spandrel or vision glass. The view from or through the windows to the exterior may be partially obstructed by materials affixed to the exterior cladding of the building as part of an overall design element. Any and all sizes and/or specifications are subject to change without notice. All illustrations are artist's concept only. E. & O. E. May 2017

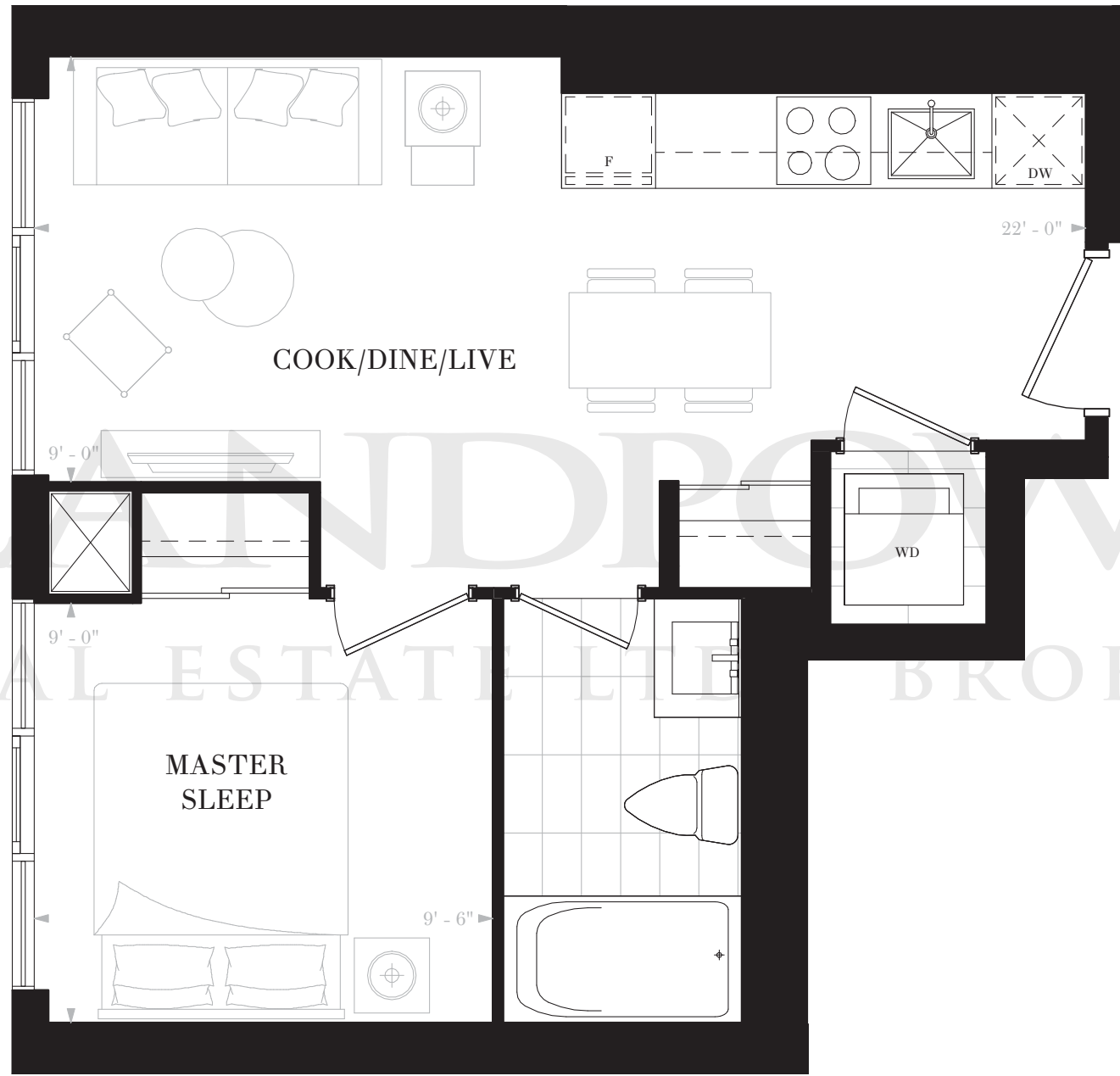


NOBU

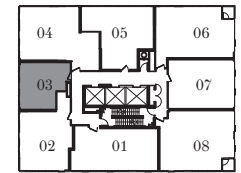
RESIDENCES
TORONTO

SUITE E1B
1 BEDROOM
1 BATH

INTERIOR: 427 SF



LANDPROVER
REAL ESTATE LTD. BROKERAGE



FLOORS 13-19, 28-35

NOBURESIDENCES.CA

Any stated areas and/or dimensions shown are approximate only and subject to normal construction variances. Actual usable floor space may vary from any stated or depicted floor area. The layout of the suite may be reversed depending on the location of the unit within the project. Any furniture depicted is for illustration purposes only and does not necessarily reflect the electrical plan of the unit. Windows behind the cladding, installed as a design element, may be spandrel or vision glass. The view from or through the windows to the exterior may be partially obstructed by materials affixed to the exterior cladding of the building as part of an overall design element. Any and all sizes and/or specifications are subject to change without notice. All illustrations are artist's concept only. E. & O. E. May 2017



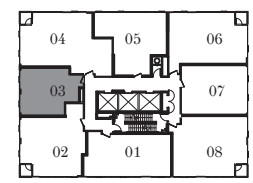
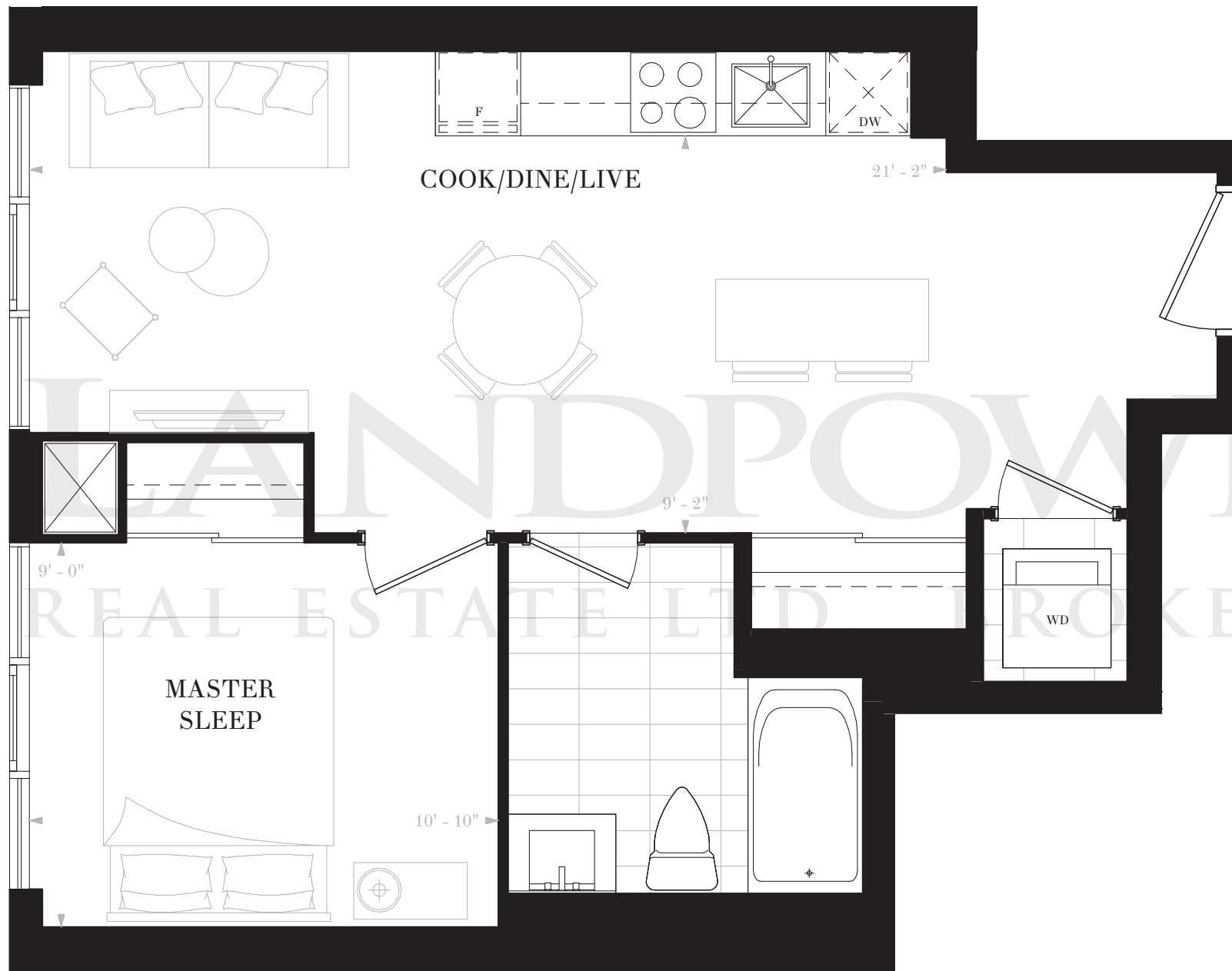
NOBU
RESIDENCES
TORONTO

SUITE E1C

1 BEDROOM

1 BATH

INTERIOR: 527 SF



FLOORS 20-27

NOBURESIDENCES.CA

Any stated areas and/or dimensions shown are approximate only and subject to normal construction variances. Actual usable floor space may vary from any stated or depicted floor area. The layout of the suite may be reversed depending on the location of the unit within the project. Any furniture depicted is for illustration purposes only and does not necessarily reflect the electrical plan of the unit. Windows behind the cladding, installed as a design element, may be spandrel or vision glass. The view from or through the windows to the exterior may be partially obstructed by materials affixed to the exterior cladding of the building as part of an overall design element. Any and all sizes and/or specifications are subject to change without notice. All illustrations are artist's concept only. E. & O. E. May 2017



NOBU
RESIDENCES
TORONTO

SUITE E2B

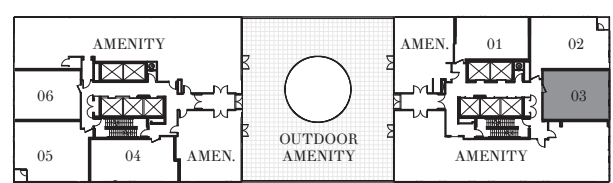
2 BEDROOMS

2 BATHS

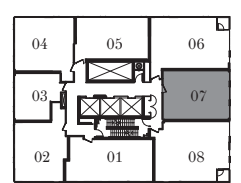
INTERIOR: 652 SF



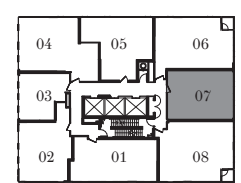
LANDPOWER REAL ESTATE LTD. BROKERAGE



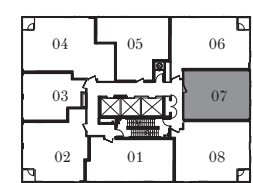
FLOOR 10



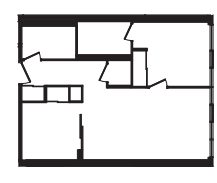
FLOORS 11-12



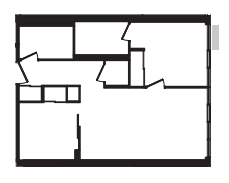
FLOORS 13-19, 28-35



FLOORS 20-27



FLOORS 10-11, 14-15, 18-19, 22-23, 26-27, 30-31, 34-35



FLOORS 12-13, 16-17, 20-21, 24-25, 28-29, 32-33

NOBURESIDENCES.CA

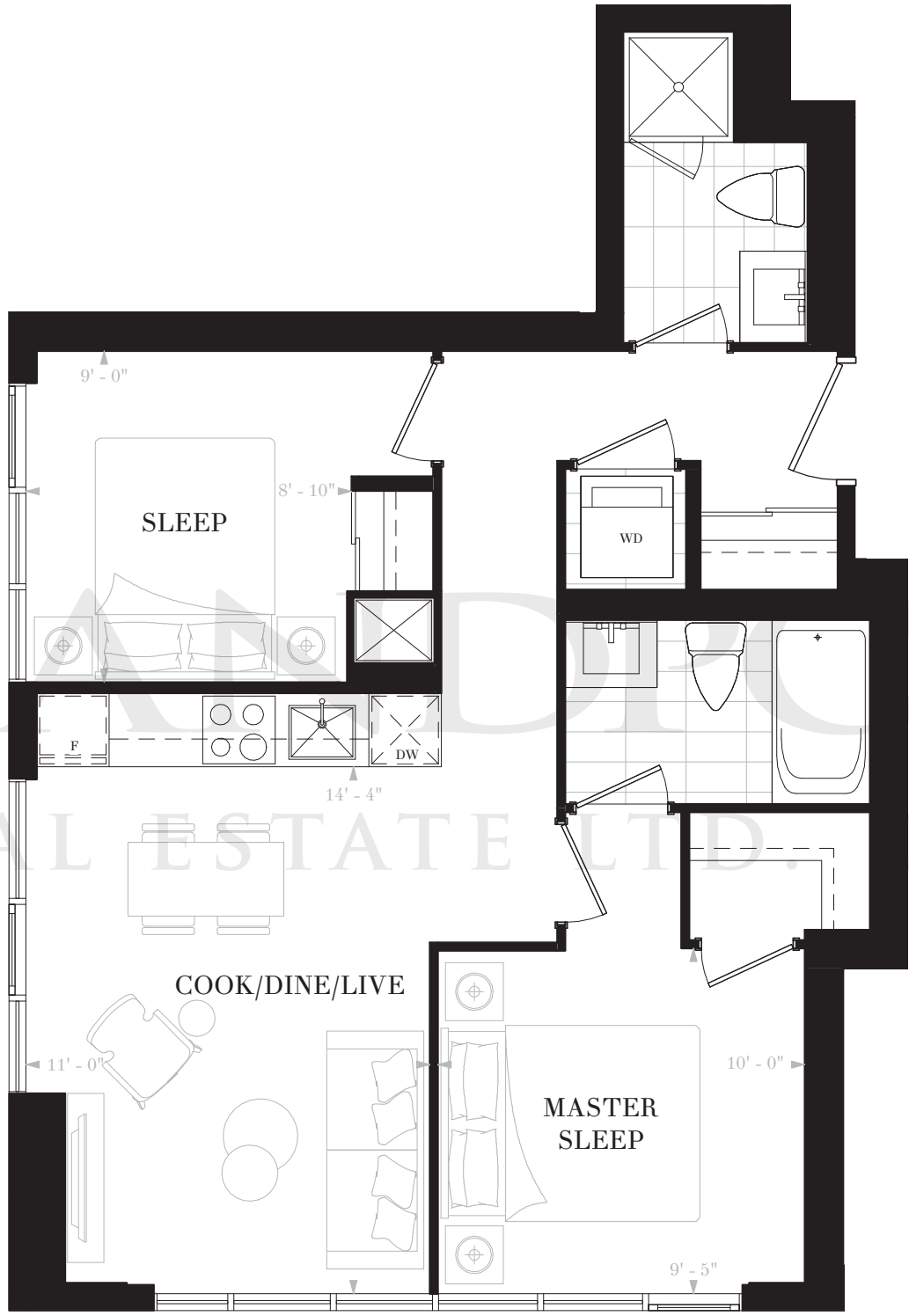
Any stated areas and/or dimensions shown are approximate only and subject to normal construction variances. Actual usable floor space may vary from any stated or depicted floor area. The layout of the suite may be reversed depending on the location of the unit within the project. Any furniture depicted is for illustration purposes only and does not necessarily reflect the electrical plan of the unit. Windows behind the cladding, installed as a design element, may be spandrel or vision glass. The view from or through the windows to the exterior may be partially obstructed by materials affixed to the exterior cladding of the building as part of an overall design element. Any and all sizes and/or specifications are subject to change without notice. All illustrations are artist's concept only. E. & O. E. May 2017



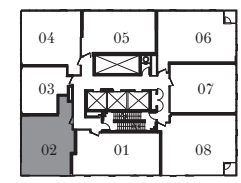
NOBU
RESIDENCES
TORONTO

SUITE E2C
2 BEDROOMS
2 BATHS

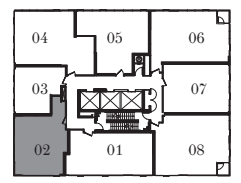
INTERIOR: 667 SF



LANDMARK REAL ESTATE LTD. BROKERAGE



FLOORS 11-12



FLOORS 13-19, 28-35



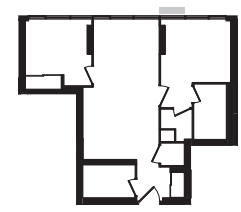
NOBU
RESIDENCES
TORONTO

SUITE E2E
2 BEDROOMS
2 BATHS

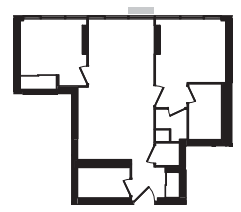
INTERIOR: 719 SF



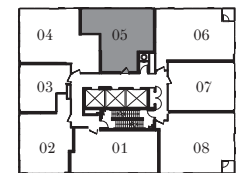
LANDPRO REAL ESTATE LTD. BROKERAGE



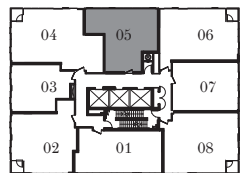
FLOORS 13, 16-17, 20-21,
24-25, 28-29, 32-33



FLOORS 14-15, 18-19,
22-23, 26-27, 30-31, 34-35



FLOORS 13-19, 28-35



FLOORS 20-27

NOBURESIDENCES.CA

Any stated areas and/or dimensions shown are approximate only and subject to normal construction variances. Actual usable floor space may vary from any stated or depicted floor area. The layout of the suite may be reversed depending on the location of the unit within the project. Any furniture depicted is for illustration purposes only and does not necessarily reflect the electrical plan of the unit. Windows behind the cladding, installed as a design element, may be spandrel or vision glass. The view from or through the windows to the exterior may be partially obstructed by materials affixed to the exterior cladding of the building as part of an overall design element. Any and all sizes and/or specifications are subject to change without notice. All illustrations are artist's concept only. E. & O. E. May 2017



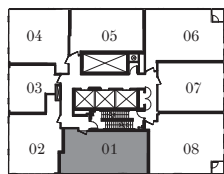
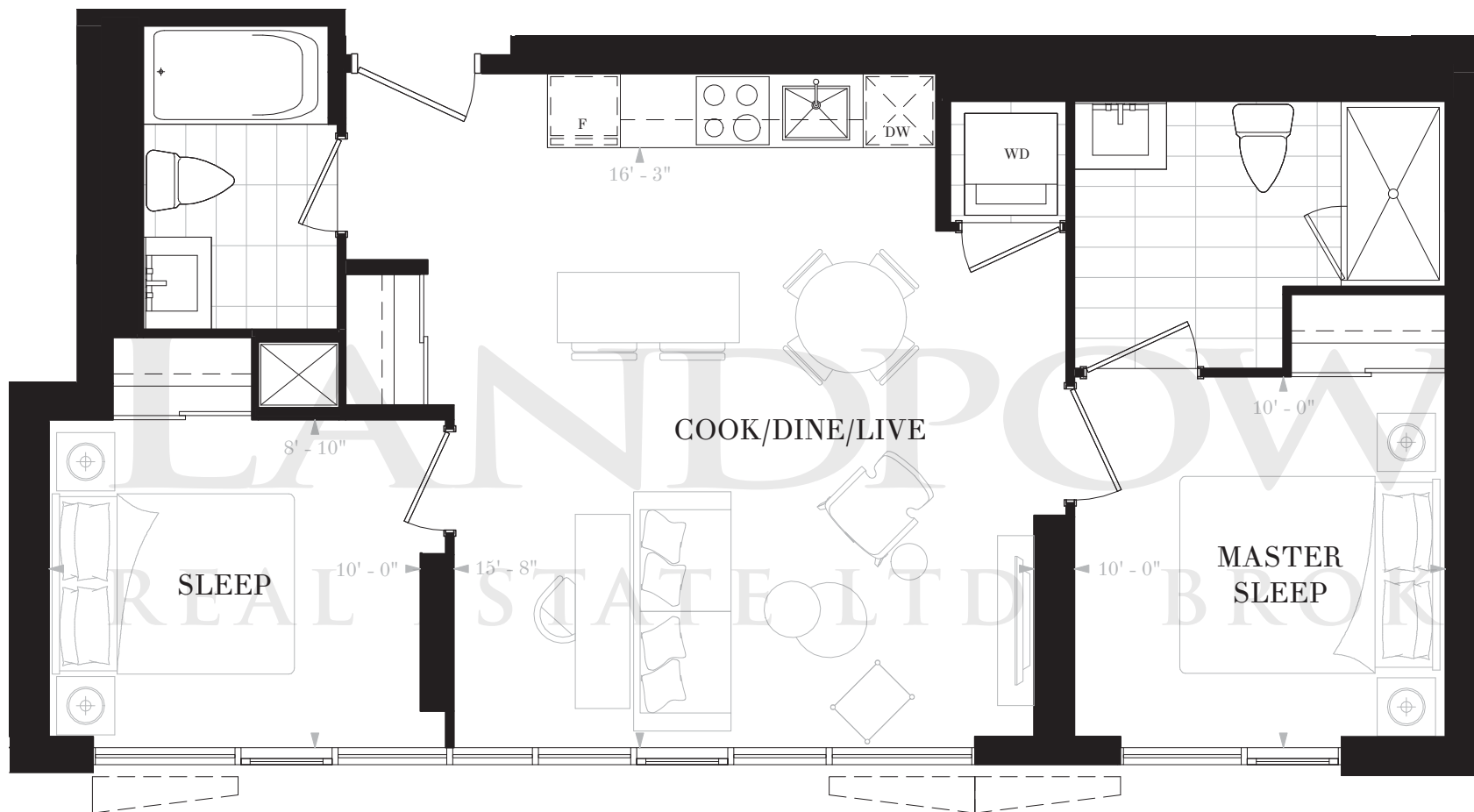
NOBU
RESIDENCES
TORONTO

SUITE E2F

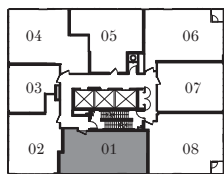
2 BEDROOMS

2 BATHS

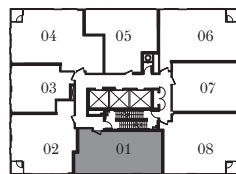
INTERIOR: 748 SF



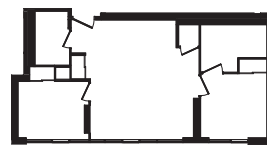
FLOORS 11-12



FLOORS 13-19, 28-35



FLOORS 20-27



FLOORS 11, 14-15, 18-19,
22-23, 26-27, 30-31, 34-35



FLOORS 12-13, 16-17, 20-21,
24-25, 28-29, 32-33



NOBU
RESIDENCES
TORONTO

SUITE E2G

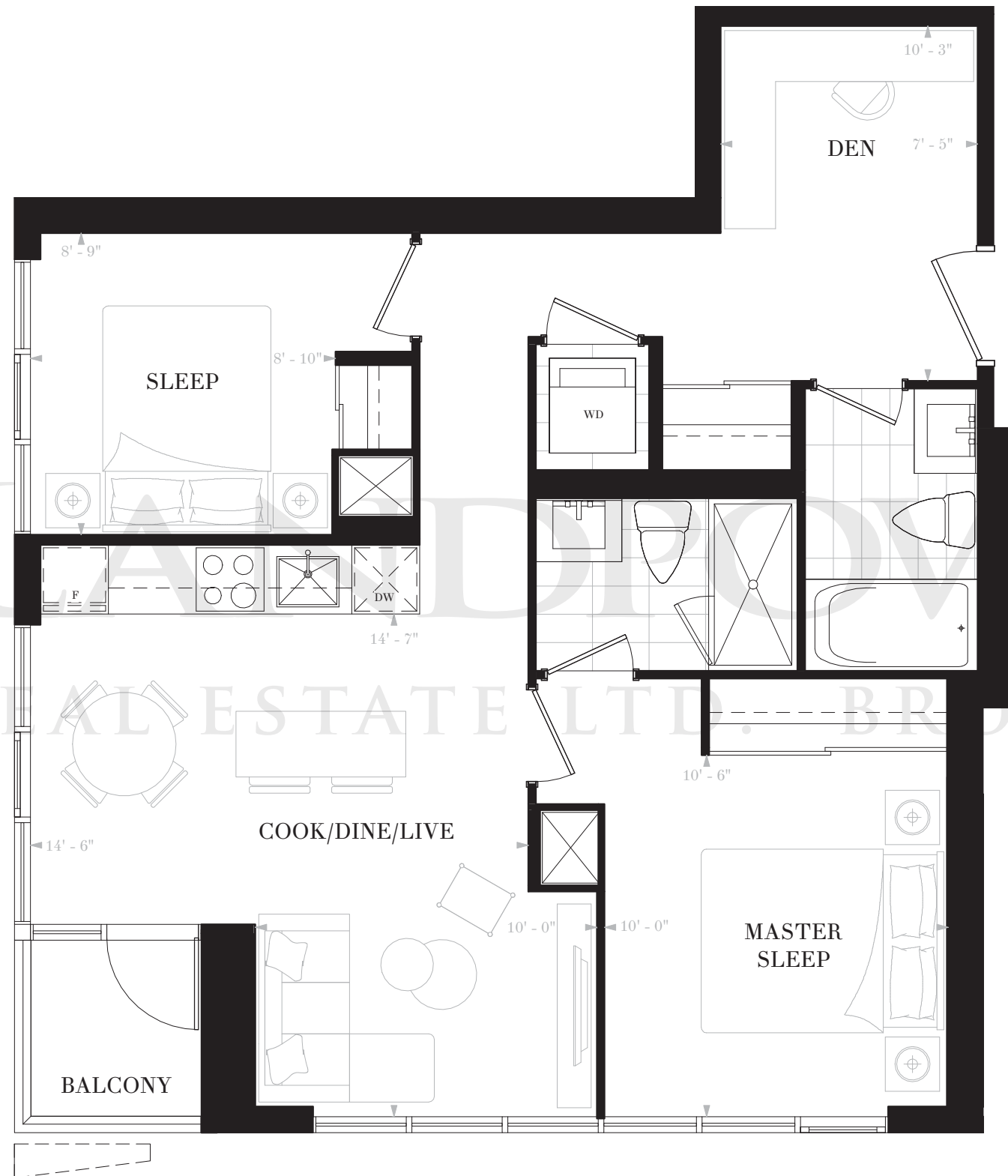
2 BEDROOMS & DEN

2 BATHS

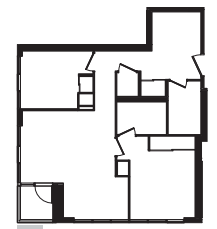
INTERIOR: 776 SF

BALCONY: 28 SF

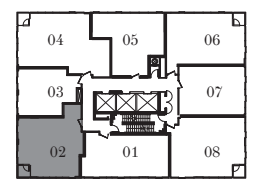
TOTAL: 804 SF



FLOORS 20-21, 24-25



FLOORS 22-23, 26-27



FLOORS 20-27

NOBURESIDENCES.CA

Any stated areas and/or dimensions shown are approximate only and subject to normal construction variances. Actual usable floor space may vary from any stated or depicted floor area. The layout of the suite may be reversed depending on the location of the unit within the project. Any furniture depicted is for illustration purposes only and does not necessarily reflect the electrical plan of the unit. Windows behind the cladding, installed as a design element, may be spandrel or vision glass. The view from or through the windows to the exterior may be partially obstructed by materials affixed to the exterior cladding of the building as part of an overall design element. Any and all sizes and/or specifications are subject to change without notice. All illustrations are artist's concept only. E. & O. E. May 2017



NOBU

RESIDENCES
TORONTO

SUITE E2H

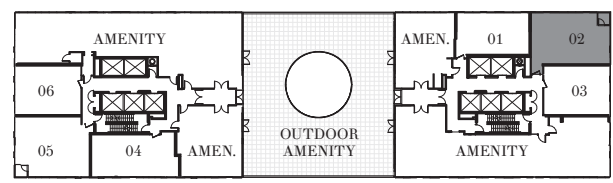
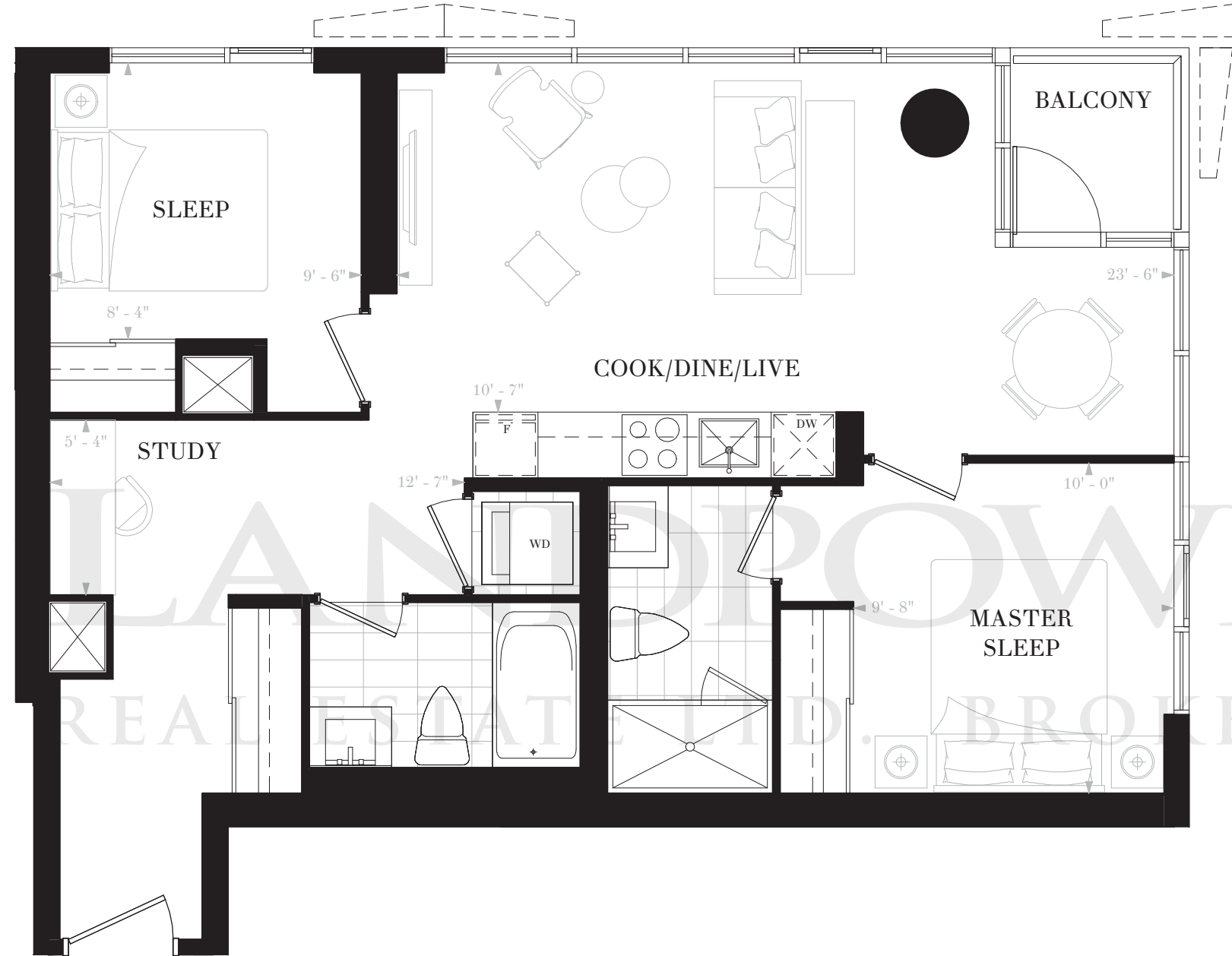
2 BEDROOMS

2 BATHS

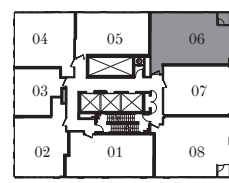
INTERIOR: 799 SF

BALCONY: 28 SF

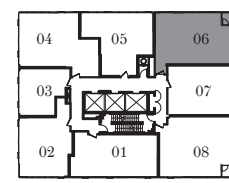
TOTAL: 827 SF



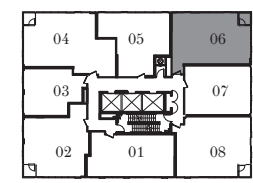
FLOOR 10



FLOORS 11-12



FLOORS 13-19, 28-35



FLOORS 20-27



FLOORS 10-11, 14-15, 18-19,
22-23, 26-27, 30-31, 34-35



FLOORS 12-13, 16-17,
20-21, 24-25, 28-29, 32-33

NOBURESIDENCES.CA

Any stated areas and/or dimensions shown are approximate only and subject to normal construction variances. Actual usable floor space may vary from any stated or depicted floor area. The layout of the suite may be reversed depending on the location of the unit within the project. Any furniture depicted is for illustration purposes only and does not necessarily reflect the electrical plan of the unit. Windows behind the cladding, installed as a design element, may be spandrel or vision glass. The view from or through the windows to the exterior may be partially obstructed by materials affixed to the exterior cladding of the building as part of an overall design element. Any and all sizes and/or specifications are subject to change without notice. All illustrations are artist's concept only. E. & O. E. May 2017



NOBU

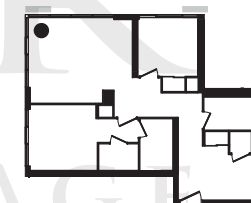
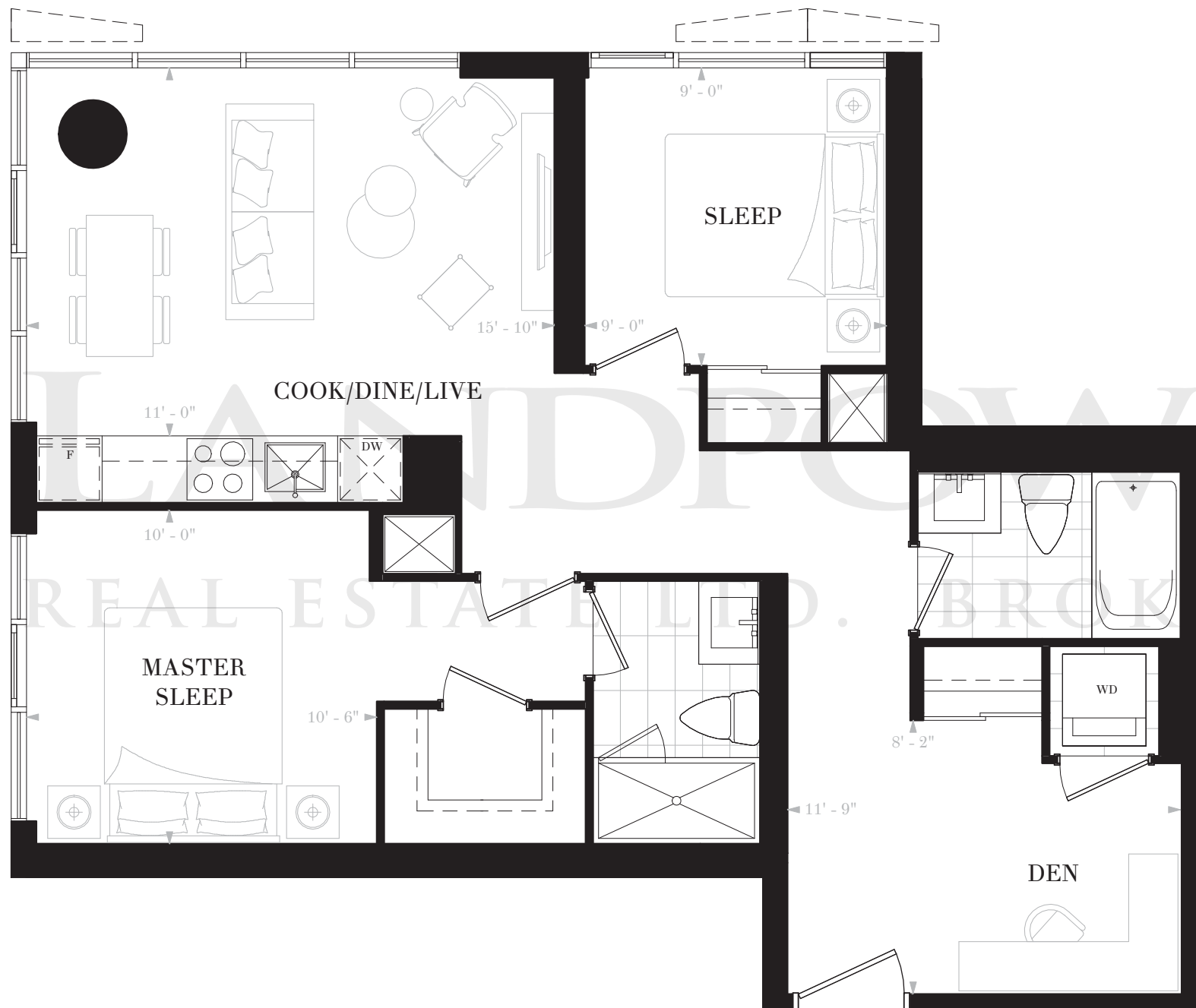
RESIDENCES
TORONTO

SUITE E2J

2 BEDROOMS & DEN

2 BATHS

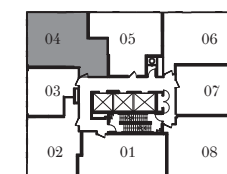
INTERIOR: 814 SF



FLOORS 13, 16-17, 28-29, 32-33



FLOORS 14-15, 18-19, 30-31, 34-35



FLOORS 13-19, 28-35

NOBURESIDENCES.CA

Any stated areas and/or dimensions shown are approximate only and subject to normal construction variances. Actual usable floor space may vary from any stated or depicted floor area. The layout of the suite may be reversed depending on the location of the unit within the project. Any furniture depicted is for illustration purposes only and does not necessarily reflect the electrical plan of the unit. Windows behind the cladding, installed as a design element, may be spandrel or vision glass. The view from or through the windows to the exterior may be partially obstructed by materials affixed to the exterior cladding of the building as part of an overall design element. Any and all sizes and/or specifications are subject to change without notice. All illustrations are artist's concept only. E. & O. E. May 2017



NOBU
RESIDENCES
TORONTO

SUITE E2K

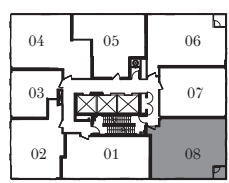
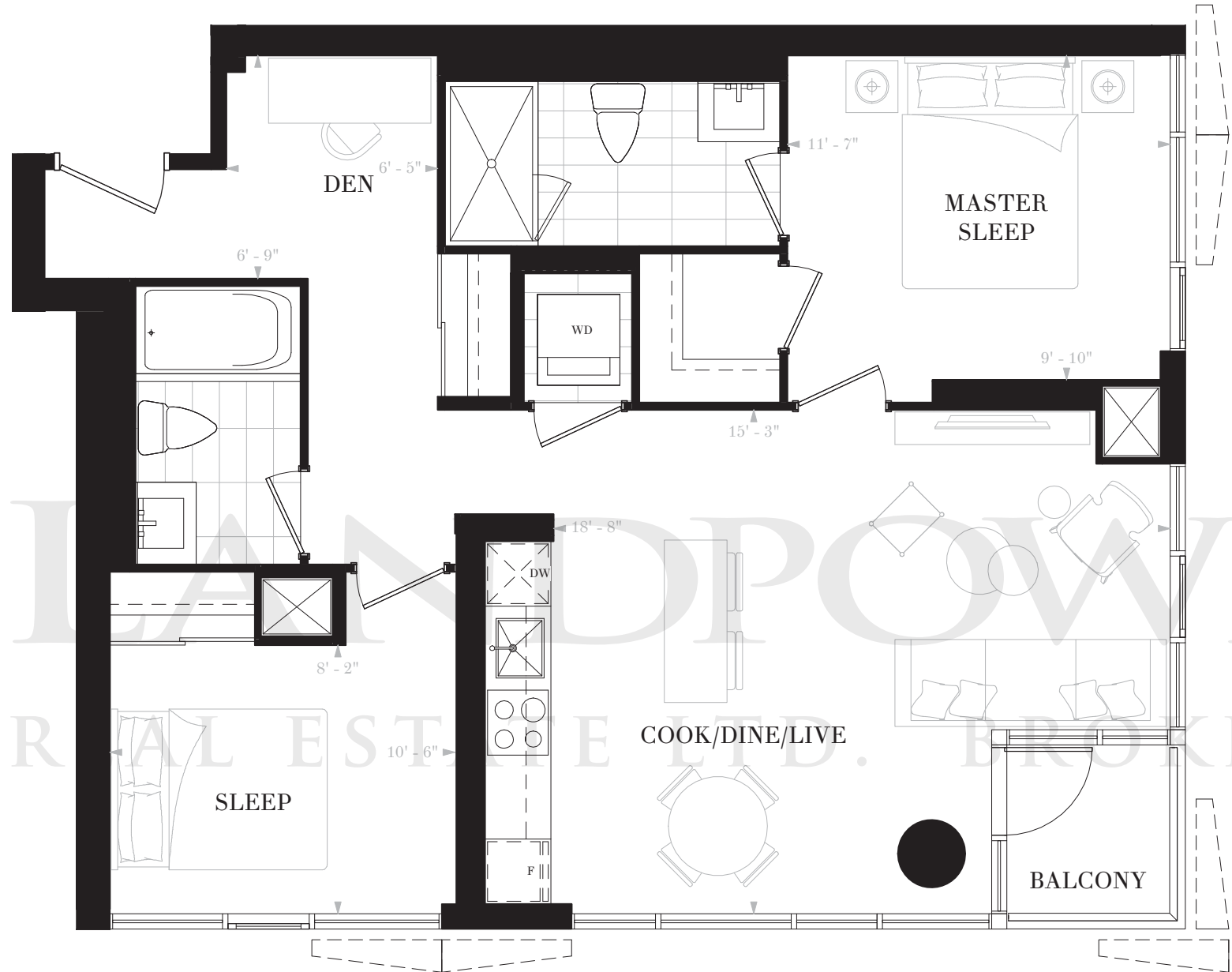
2 BEDROOMS & DEN

2 BATHS

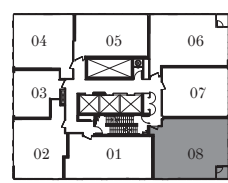
INTERIOR: 862 SF

BALCONY: 28 SF

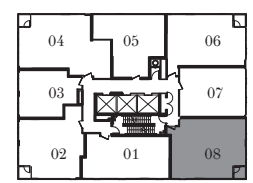
TOTAL: 890 SF



FLOORS 11-12



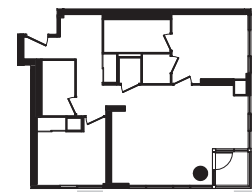
FLOORS 13-19, 28-35



FLOORS 20-27



FLOORS 11, 14-15, 18-19,
22-23, 26-27, 30-31, 34-35

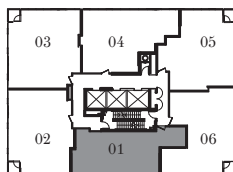
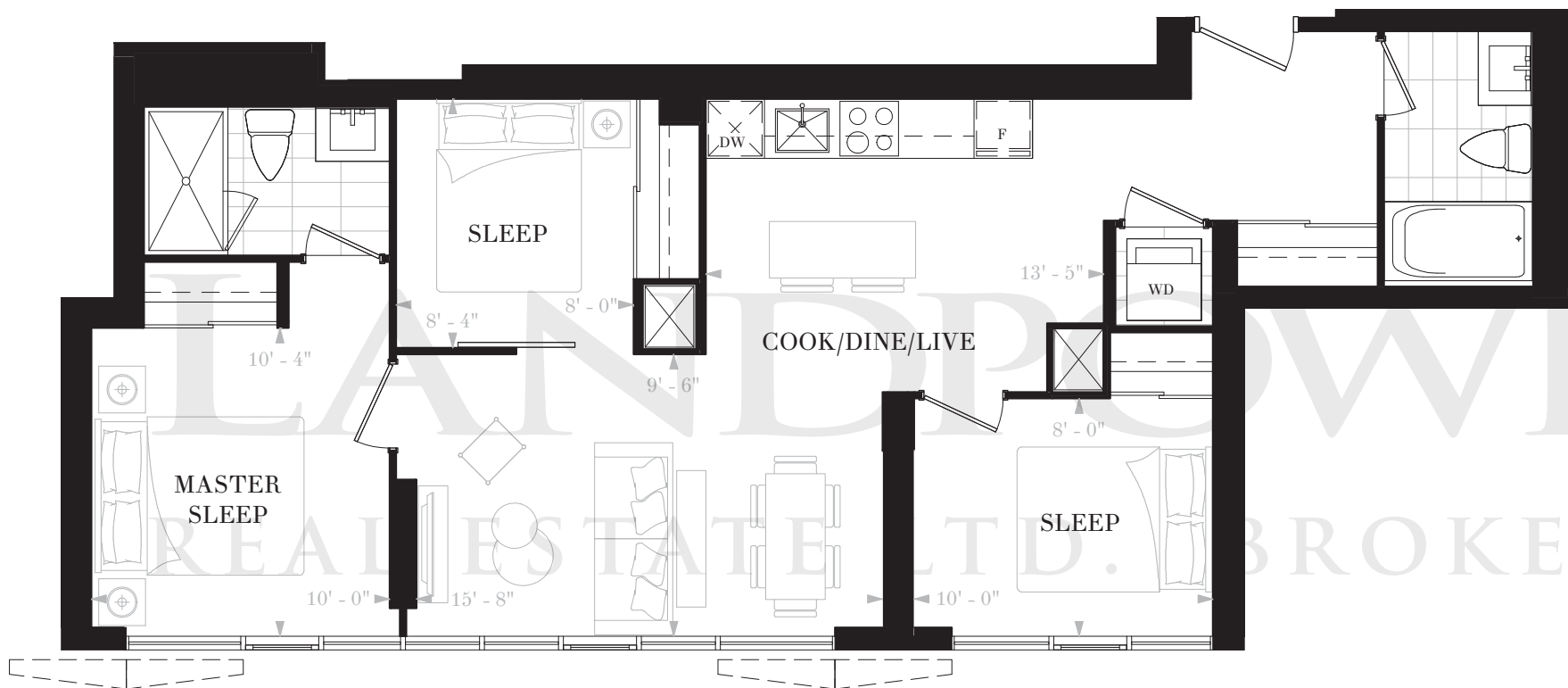


FLOORS 12-13, 16-17,
20-21, 24-25, 28-29, 32-33

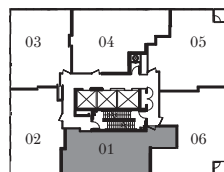


NOBU
RESIDENCES
TORONTO

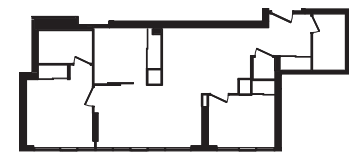
SUITE E3B
3 BEDROOMS
2 BATHS
INTERIOR: 864 SF



FLOORS 36-41



FLOORS 42-45



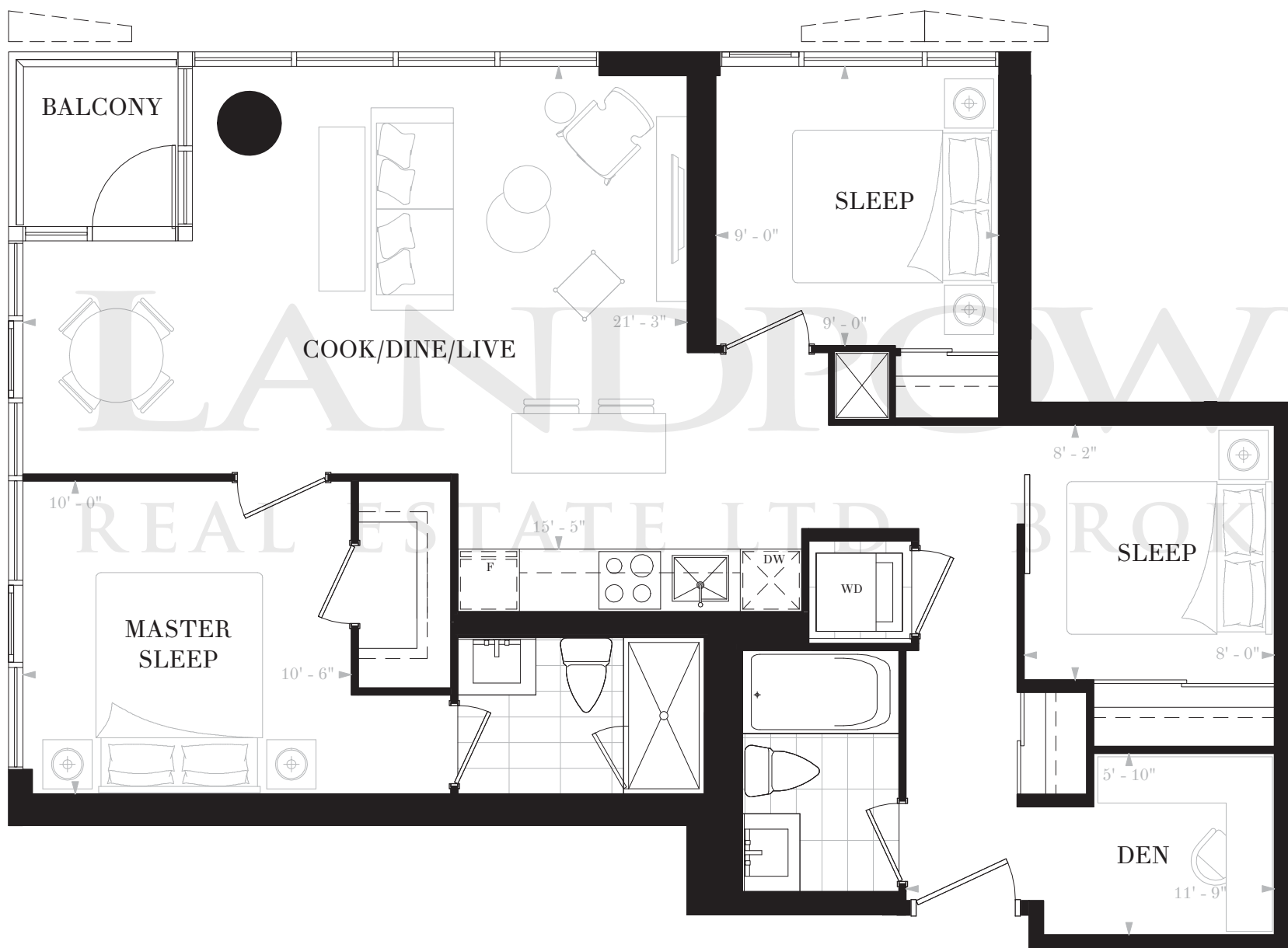
FLOORS 36-37, 40-41, 44-45



FLOORS 38-39, 42-43



NOBU
RESIDENCES
TORONTO



SUITE E3D

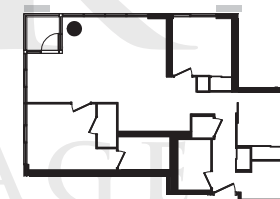
3 BEDROOMS & DEN

2 BATHS

INTERIOR: 929 SF

BALCONY: 28 SF

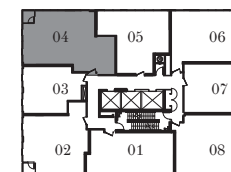
TOTAL: 957 SF



FLOORS 20-21, 24-25



FLOORS 22-23, 26-27



FLOORS 20-27

NOBURESIDENCES.CA

Any stated areas and/or dimensions shown are approximate only and subject to normal construction variances. Actual usable floor space may vary from any stated or depicted floor area. The layout of the suite may be reversed depending on the location of the unit within the project. Any furniture depicted is for illustration purposes only and does not necessarily reflect the electrical plan of the unit. Windows behind the cladding, installed as a design element, may be spandrel or vision glass. The view from or through the windows to the exterior may be partially obstructed by materials affixed to the exterior cladding of the building as part of an overall design element. Any and all sizes and/or specifications are subject to change without notice. All illustrations are artist's concept only. E. & O. E. May 2017



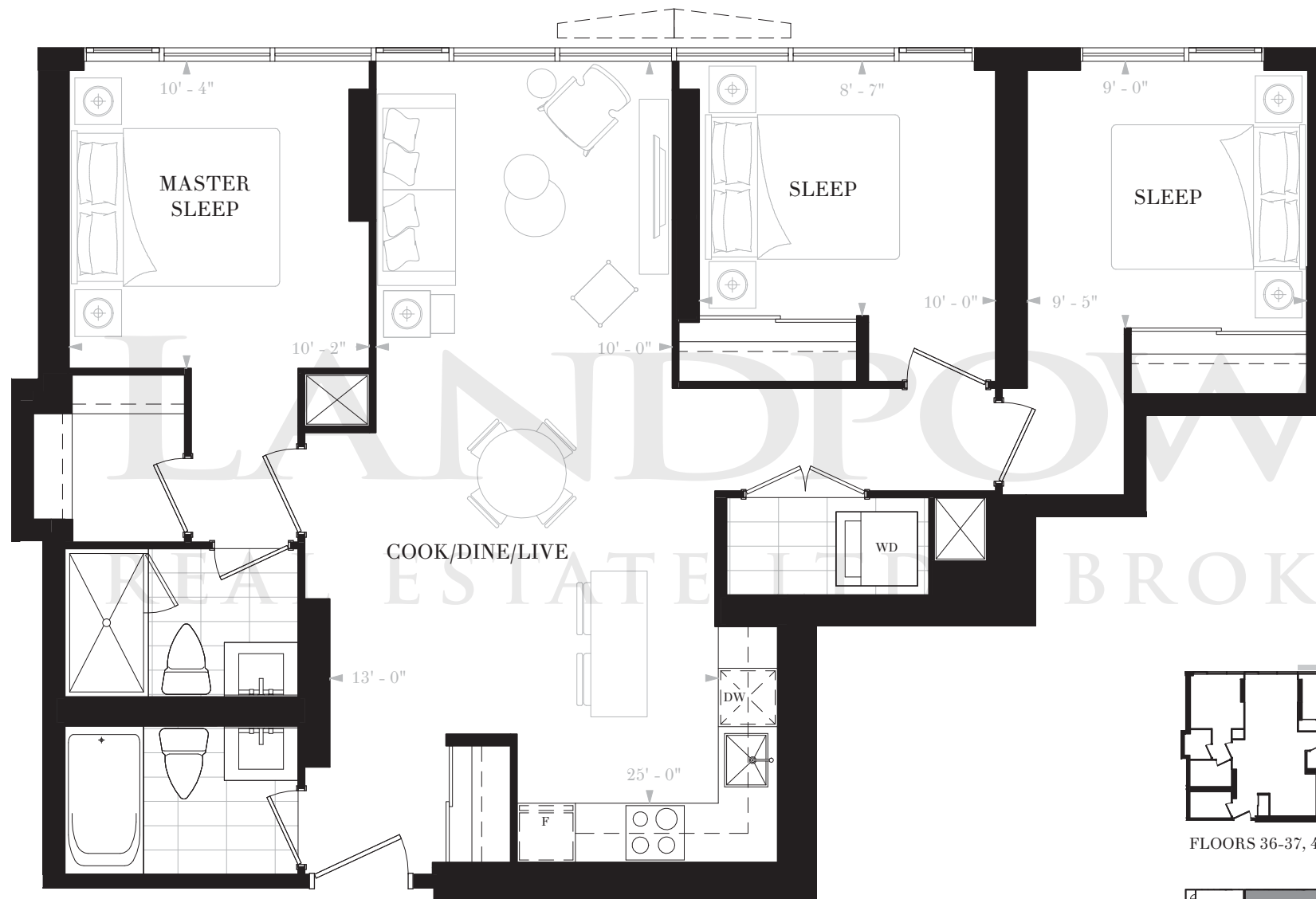
NOBU
RESIDENCES
TORONTO

SUITE E3E

3 BEDROOMS

2 BATHS

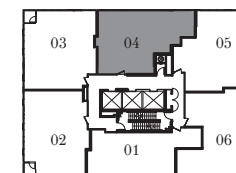
INTERIOR: 1011 SF



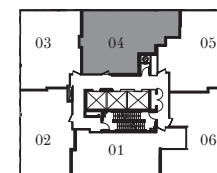
FLOORS 36-37, 40-41, 44-45



FLOORS 38-39, 42-43



FLOORS 36-41



FLOORS 42-45

NOBURESIDENCES.CA

Any stated areas and/or dimensions shown are approximate only and subject to normal construction variances. Actual usable floor space may vary from any stated or depicted floor area. The layout of the suite may be reversed depending on the location of the unit within the project. Any furniture depicted is for illustration purposes only and does not necessarily reflect the electrical plan of the unit. Windows behind the cladding, installed as a design element, may be spandrel or vision glass. The view from or through the windows to the exterior may be partially obstructed by materials affixed to the exterior cladding of the building as part of an overall design element. Any and all sizes and/or specifications are subject to change without notice. All illustrations are artist's concept only. E. & O. E. May 2017



NOBU

RESIDENCES
TORONTO

SUITE E3F

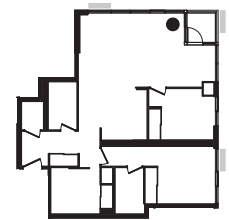
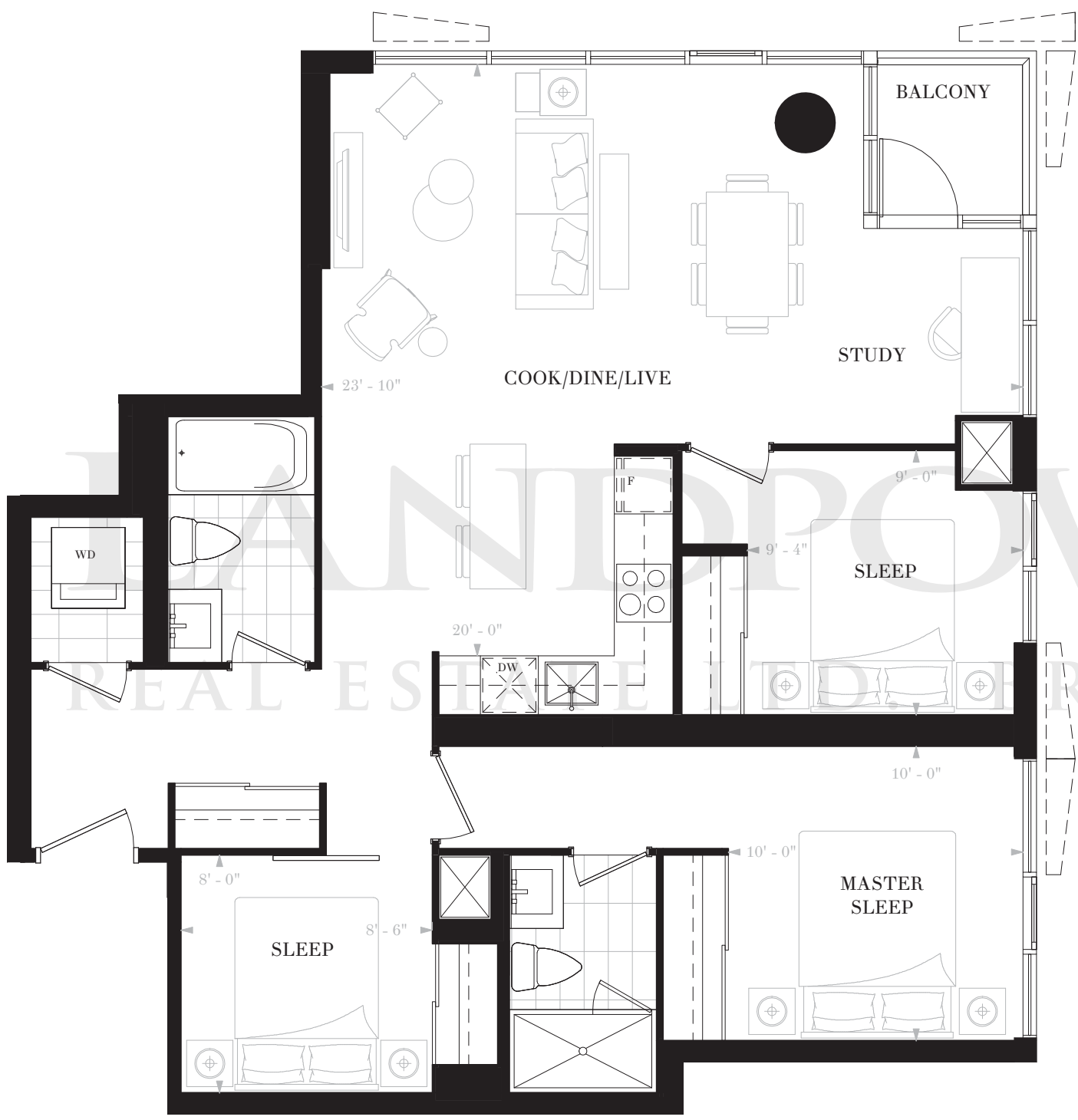
3 BEDROOMS

2 BATHS

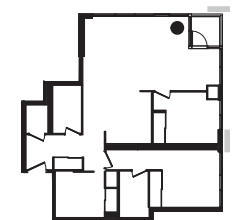
INTERIOR: 1015 SF

BALCONY: 28 SF

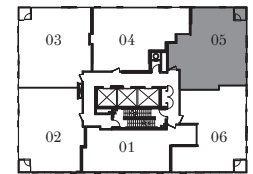
TOTAL: 1043 SF



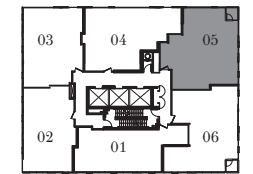
FLOORS 36-37, 40-41, 44-45



FLOORS 38-39, 42-43



FLOORS 36-41



FLOORS 42-45

NOBURESIDENCES.CA

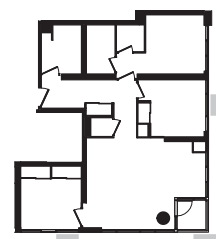
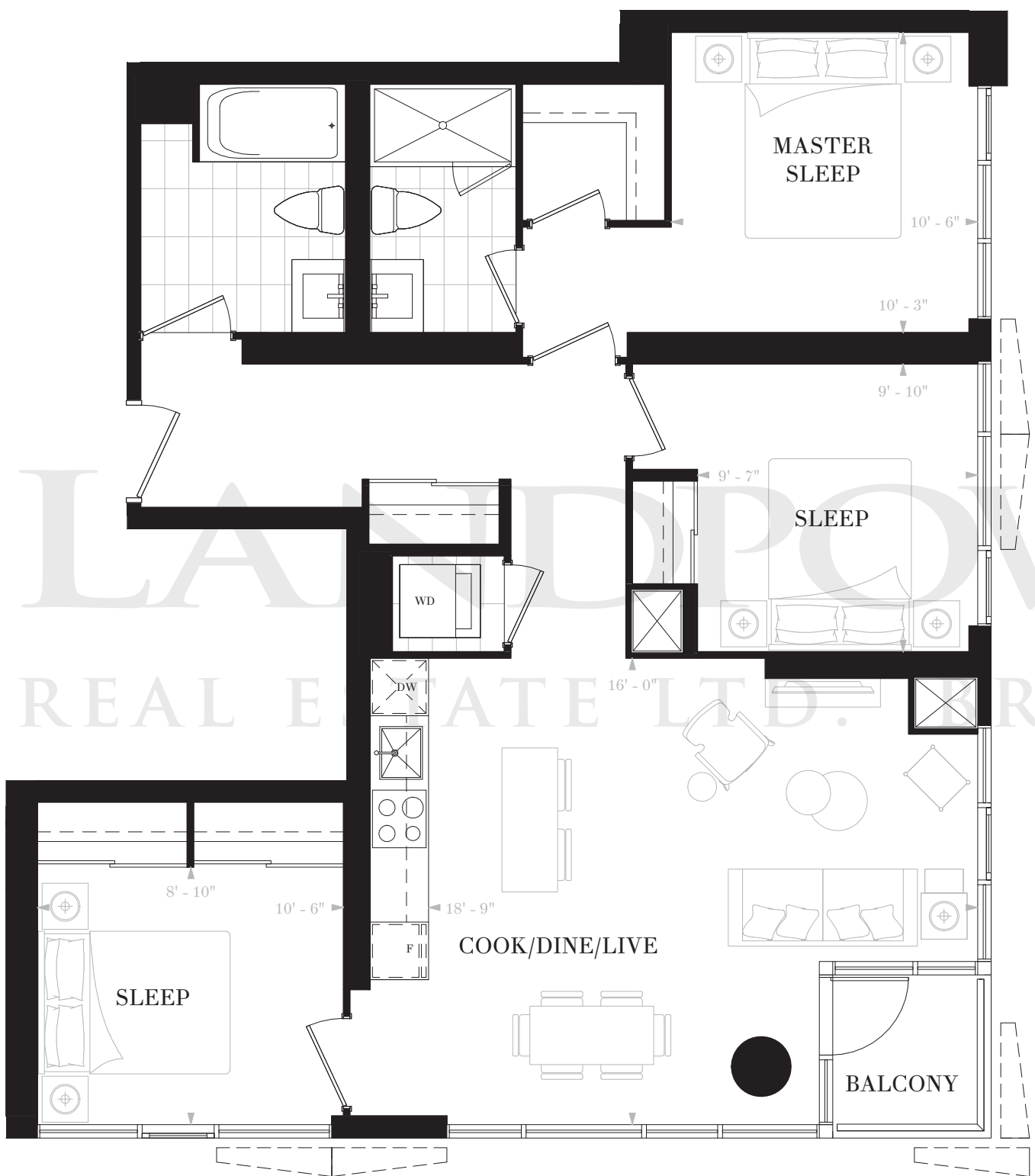
Any stated areas and/or dimensions shown are approximate only and subject to normal construction variances. Actual usable floor space may vary from any stated or depicted floor area. The layout of the suite may be reversed depending on the location of the unit within the project. Any furniture depicted is for illustration purposes only and does not necessarily reflect the electrical plan of the unit. Windows behind the cladding, installed as a design element, may be spandrel or vision glass. The view from or through the windows to the exterior may be partially obstructed by materials affixed to the exterior cladding of the building as part of an overall design element. Any and all sizes and/or specifications are subject to change without notice. All illustrations are artist's concept only. E. & O. E. May 2017



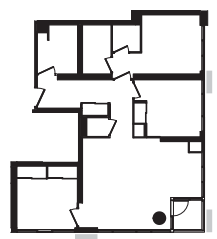
NOBU
RESIDENCES
TORONTO

SUITE E3G
3 BEDROOMS
2 BATHS

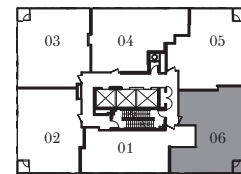
INTERIOR: 1036 SF
BALCONY: 28 SF
TOTAL: 1064 SF



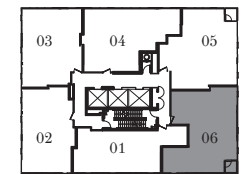
FLOORS 36-37, 40-41, 44-45



FLOORS 38-39, 42-43



FLOORS 36-41



FLOORS 42-45

NOBURESIDENCES.CA

Any stated areas and/or dimensions shown are approximate only and subject to normal construction variances. Actual usable floor space may vary from any stated or depicted floor area. The layout of the suite may be reversed depending on the location of the unit within the project. Any furniture depicted is for illustration purposes only and does not necessarily reflect the electrical plan of the unit. Windows behind the cladding, installed as a design element, may be spandrel or vision glass. The view from or through the windows to the exterior may be partially obstructed by materials affixed to the exterior cladding of the building as part of an overall design element. Any and all sizes and/or specifications are subject to change without notice. All illustrations are artist's concept only. E. & O. E. May 2017



NOBU

RESIDENCES
TORONTO

SUITE E3H

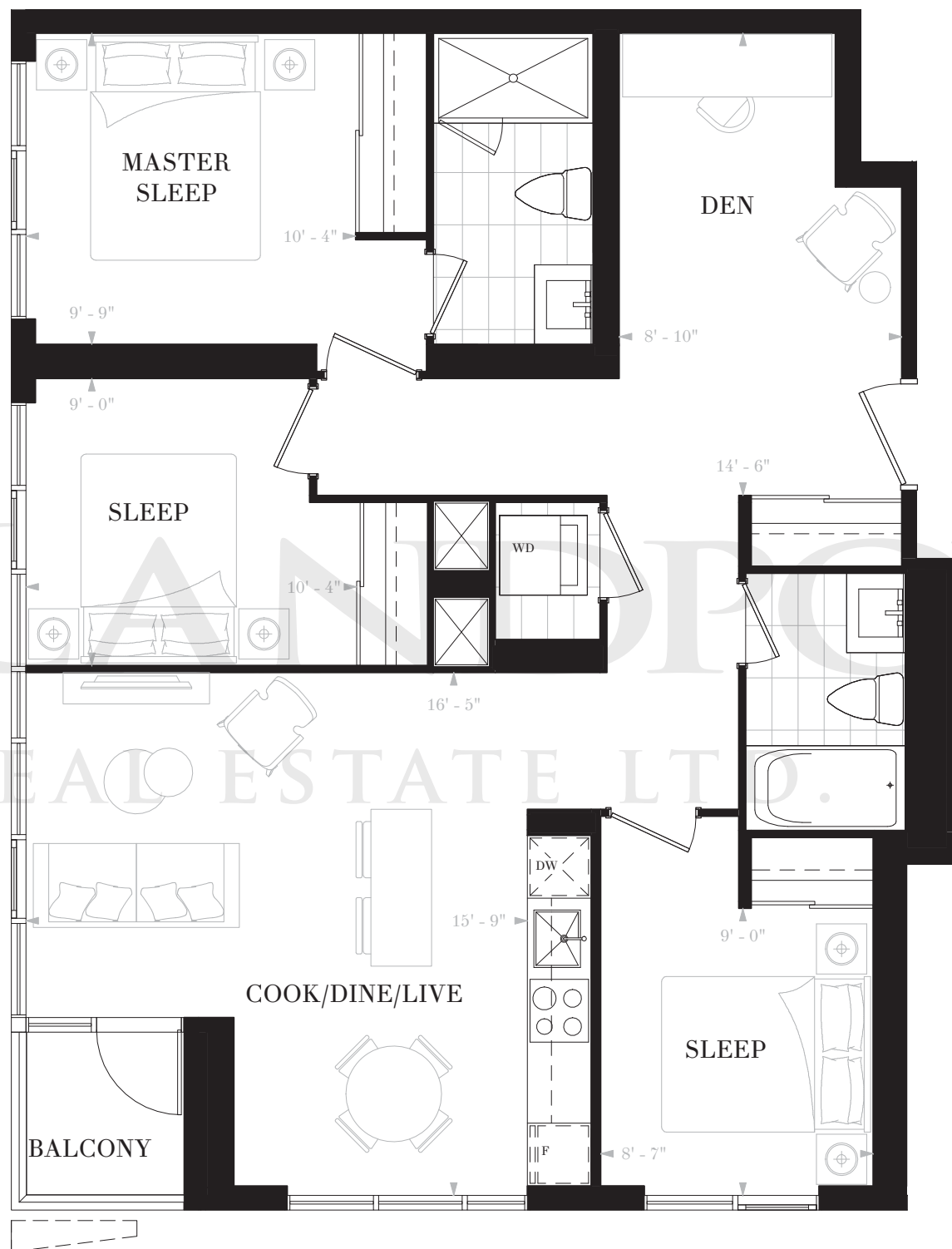
3 BEDROOMS & DEN

2 BATHS

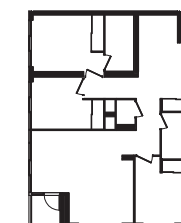
INTERIOR: 1049 SF

BALCONY: 28 SF

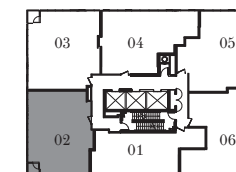
TOTAL: 1077 SF



FLOORS 36-37, 40-41



FLOORS 38-39



FLOORS 36-41

NOBURESIDENCES.CA

Any stated areas and/or dimensions shown are approximate only and subject to normal construction variances. Actual usable floor space may vary from any stated or depicted floor area. The layout of the suite may be reversed depending on the location of the unit within the project. Any furniture depicted is for illustration purposes only and does not necessarily reflect the electrical plan of the unit. Windows behind the cladding, installed as a design element, may be spandrel or vision glass. The view from or through the windows to the exterior may be partially obstructed by materials affixed to the exterior cladding of the building as part of an overall design element. Any and all sizes and/or specifications are subject to change without notice. All illustrations are artist's concept only. E. & O. E. May 2017



NOBU

RESIDENCES
TORONTO

SUITE E3J

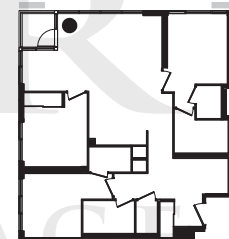
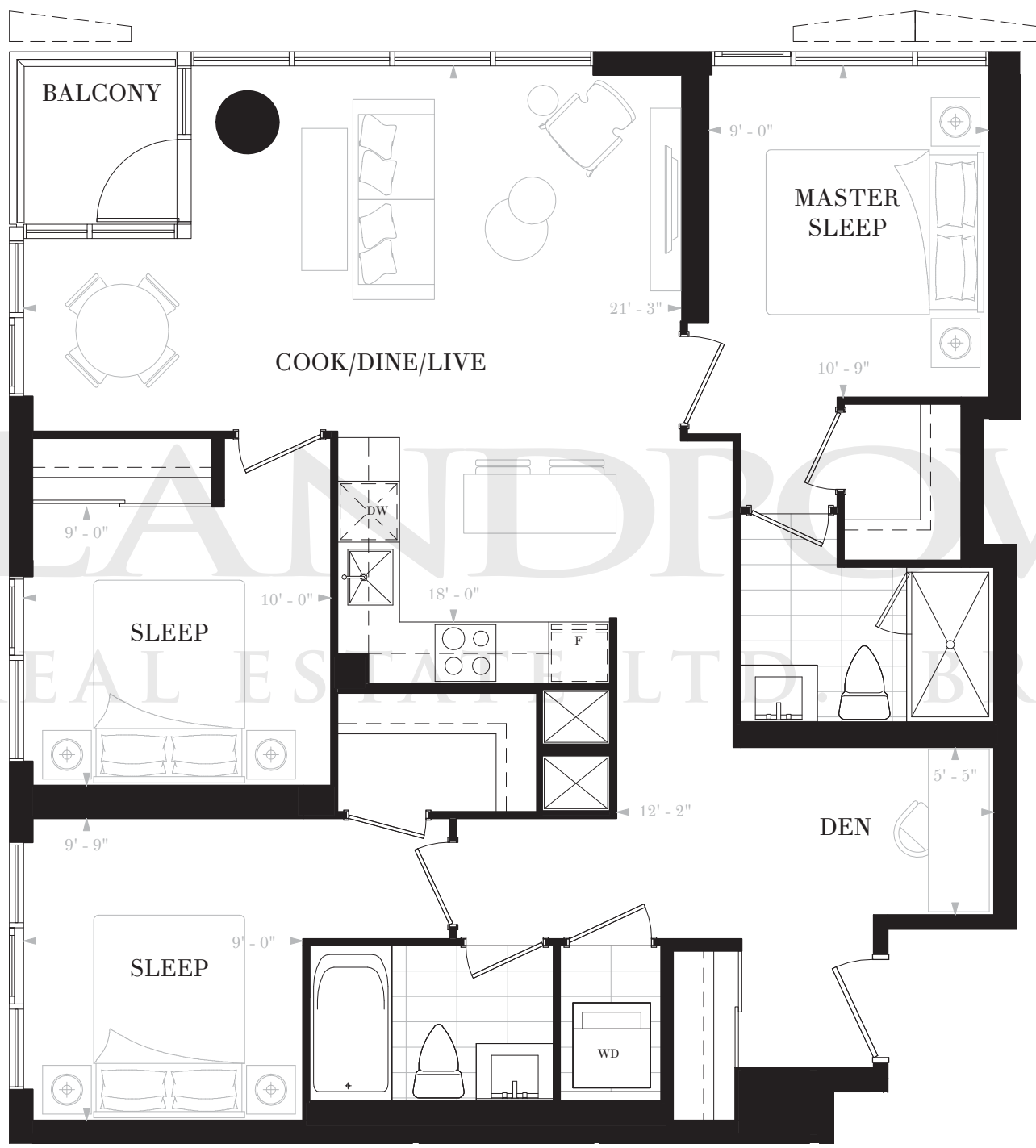
3 BEDROOMS & DEN

2 BATHS

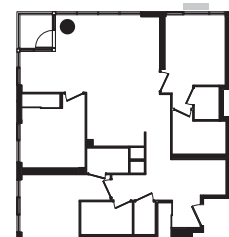
INTERIOR: 1091 SF

BALCONY: 28 SF

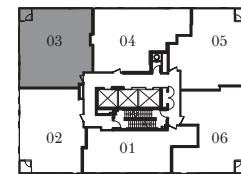
TOTAL: 1119 SF



FLOORS 36-37, 40



FLOORS 38-39



FLOORS 36-40

NOBURESIDENCES.CA

Any stated areas and/or dimensions shown are approximate only and subject to normal construction variances. Actual usable floor space may vary from any stated or depicted floor area. The layout of the suite may be reversed depending on the location of the unit within the project. Any furniture depicted is for illustration purposes only and does not necessarily reflect the electrical plan of the unit. Windows behind the cladding, installed as a design element, may be spandrel or vision glass. The view from or through the windows to the exterior may be partially obstructed by materials affixed to the exterior cladding of the building as part of an overall design element. Any and all sizes and/or specifications are subject to change without notice. All illustrations are artist's concept only. E. & O. E. May 2017



NOBU

RESIDENCES
TORONTO

SUITE E3K

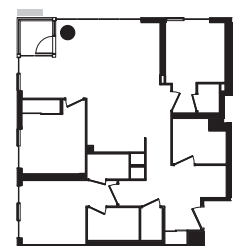
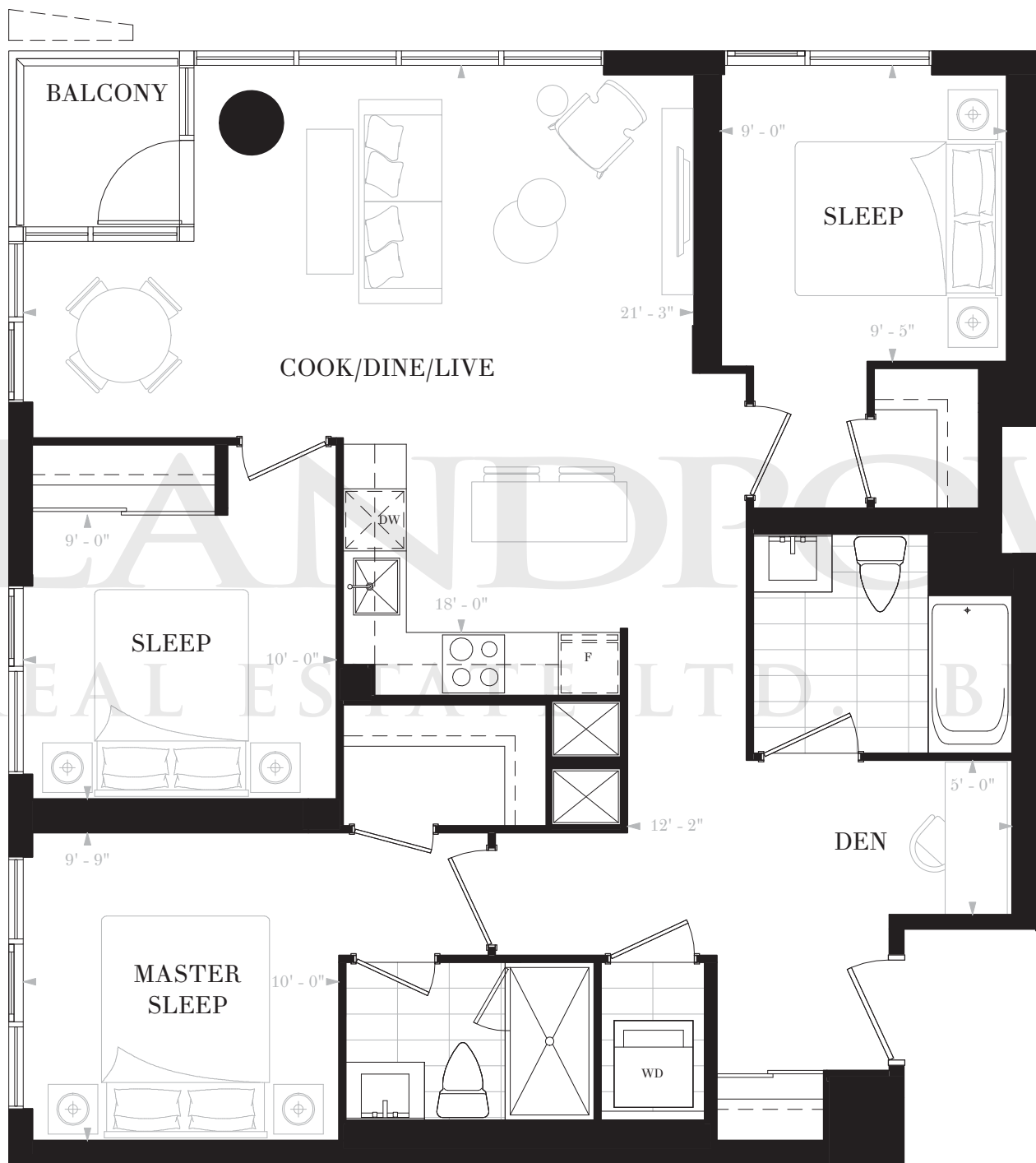
3 BEDROOMS & DEN

2 BATHS

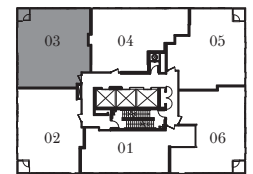
INTERIOR: 1091 SF

BALCONY: 28 SF

TOTAL: 1119 SF



FLOOR 41



FLOOR 41

NOBURESIDENCES.CA

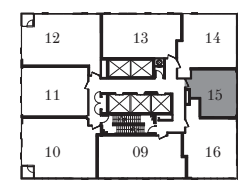
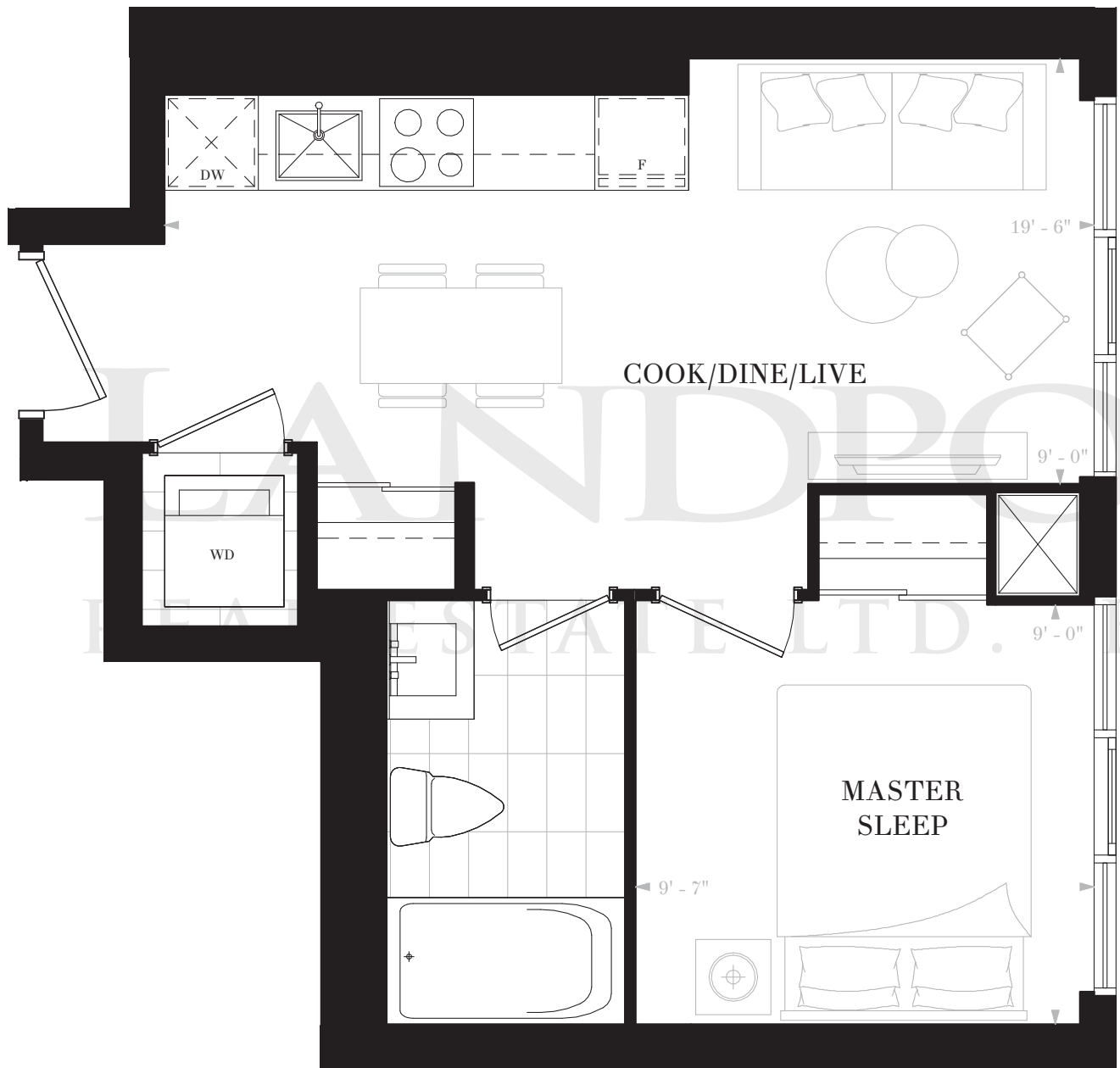
Any stated areas and/or dimensions shown are approximate only and subject to normal construction variances. Actual usable floor space may vary from any stated or depicted floor area. The layout of the suite may be reversed depending on the location of the unit within the project. Any furniture depicted is for illustration purposes only and does not necessarily reflect the electrical plan of the unit. Windows behind the cladding, installed as a design element, may be spandrel or vision glass. The view from or through the windows to the exterior may be partially obstructed by materials affixed to the exterior cladding of the building as part of an overall design element. Any and all sizes and/or specifications are subject to change without notice. All illustrations are artist's concept only. E. & O. E. May 2017



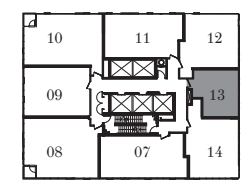
NOBU
RESIDENCES
TORONTO

SUITE W1A
1 BEDROOM
1 BATH

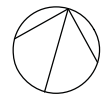
INTERIOR: 417 SF



FLOORS 20-27



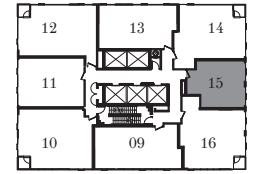
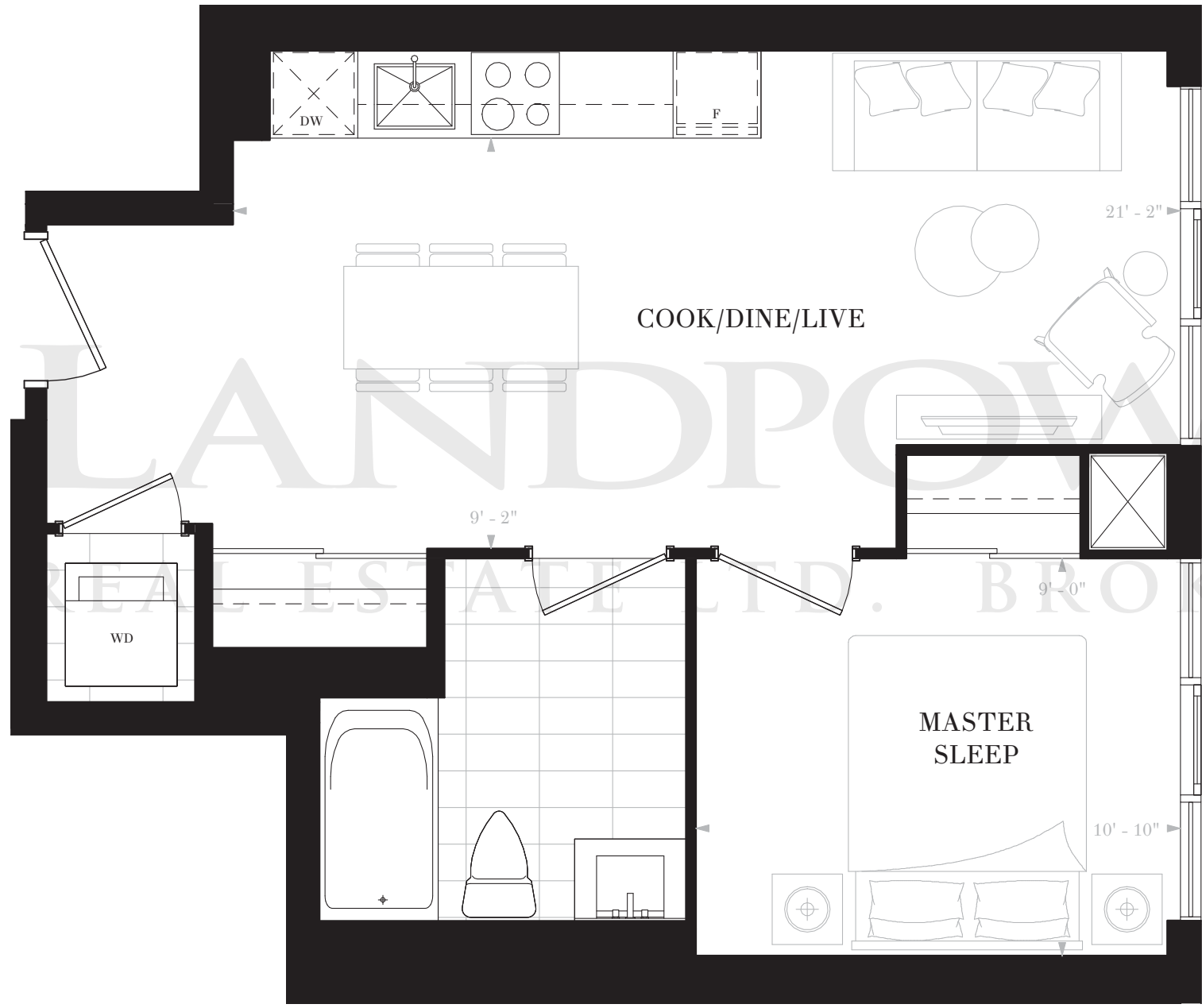
FLOORS 36-40



NOBU
RESIDENCES
TORONTO

SUITE W1B
1 BEDROOM
1 BATH

INTERIOR: 510 SF



FLOORS 11-19

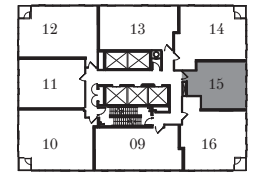
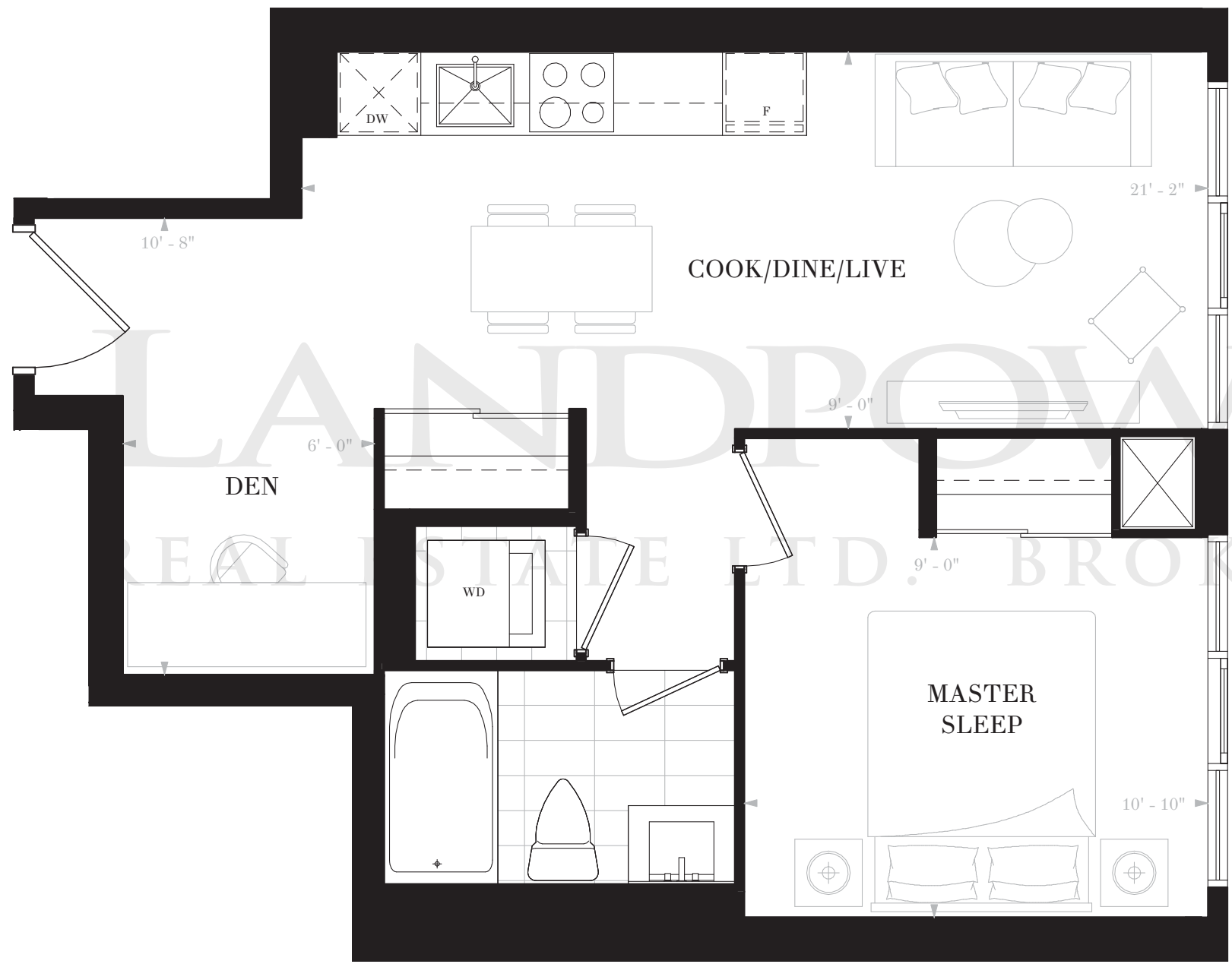
NOBURESIDENCES.CA

Any stated areas and/or dimensions shown are approximate only and subject to normal construction variances. Actual usable floor space may vary from any stated or depicted floor area. The layout of the suite may be reversed depending on the location of the unit within the project. Any furniture depicted is for illustration purposes only and does not necessarily reflect the electrical plan of the unit. Windows behind the cladding, installed as a design element, may be spandrel or vision glass. The view from or through the windows to the exterior may be partially obstructed by materials affixed to the exterior cladding of the building as part of an overall design element. Any and all sizes and/or specifications are subject to change without notice. All illustrations are artist's concept only. E. & O. E. May 2017



NOBU
RESIDENCES
TORONTO

SUITE W1C
1 BEDROOM & DEN
1 BATH
INTERIOR: 520 SF



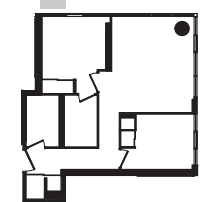
FLOORS 28-35



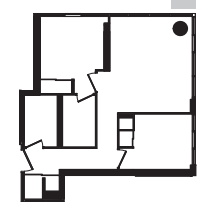
NOBU
RESIDENCES
TORONTO

SUITE W2A
2 BEDROOMS
2 BATHS

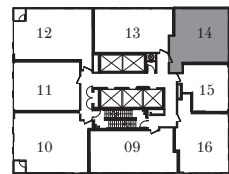
INTERIOR: 639 SF



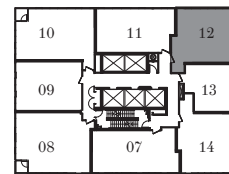
FLOORS 20-21, 24-25,
36-37, 40



FLOORS 22-23, 26-27,
38-39



FLOORS 20-27



FLOORS 36-40

NOBURESIDENCES.CA

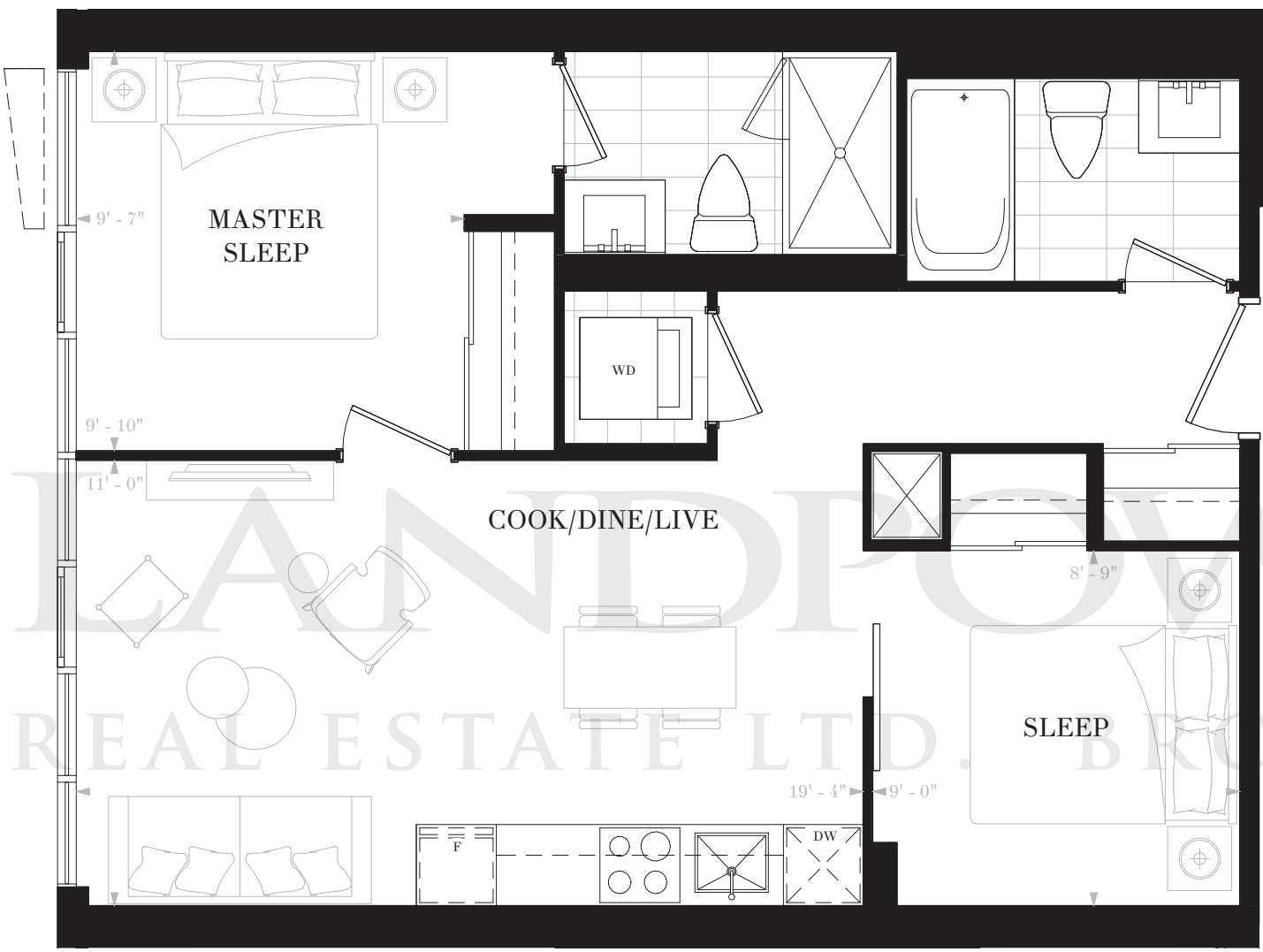
Any stated areas and/or dimensions shown are approximate only and subject to normal construction variances. Actual usable floor space may vary from any stated or depicted floor area. The layout of the suite may be reversed depending on the location of the unit within the project. Any furniture depicted is for illustration purposes only and does not necessarily reflect the electrical plan of the unit. Windows behind the cladding, installed as a design element, may be spandrel or vision glass. The view from or through the windows to the exterior may be partially obstructed by materials affixed to the exterior cladding of the building as part of an overall design element. Any and all sizes and/or specifications are subject to change without notice. All illustrations are artist's concept only. E. & O. E. May 2017



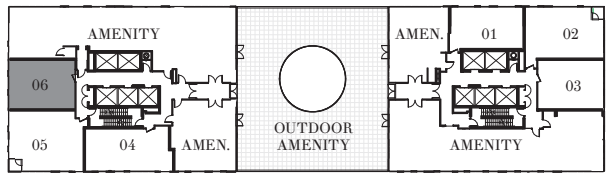
NOBU
RESIDENCES
TORONTO

SUITE W2B
2 BEDROOMS
2 BATHS

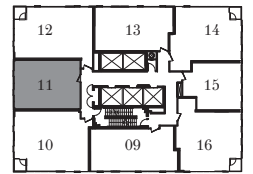
INTERIOR: 652 SF



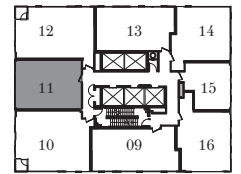
LAND PROVER
REAL ESTATE LTD. BROKERAGE



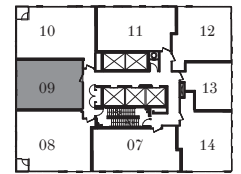
FLOOR 10



FLOORS 11-19, 28-35



FLOORS 20-27



FLOORS 36-40



FLOORS 10-11, 14-15, 18-19,
22-23, 26-27, 30-31, 34-35.



FLOORS 12-13, 16-17, 20-21,
24-25, 28-29, 32-33, 36-37, 40

NOBURESIDENCES.CA

Any stated areas and/or dimensions shown are approximate only and subject to normal construction variances. Actual usable floor space may vary from any stated or depicted floor area. The layout of the suite may be reversed depending on the location of the unit within the project. Any furniture depicted is for illustration purposes only and does not necessarily reflect the electrical plan of the unit. Windows behind the cladding, installed as a design element, may be spandrel or vision glass. The view from or through the windows to the exterior may be partially obstructed by materials affixed to the exterior cladding of the building as part of an overall design element. Any and all sizes and/or specifications are subject to change without notice. All illustrations are artist's concept only. E. & O. E. May 2017



NOBU

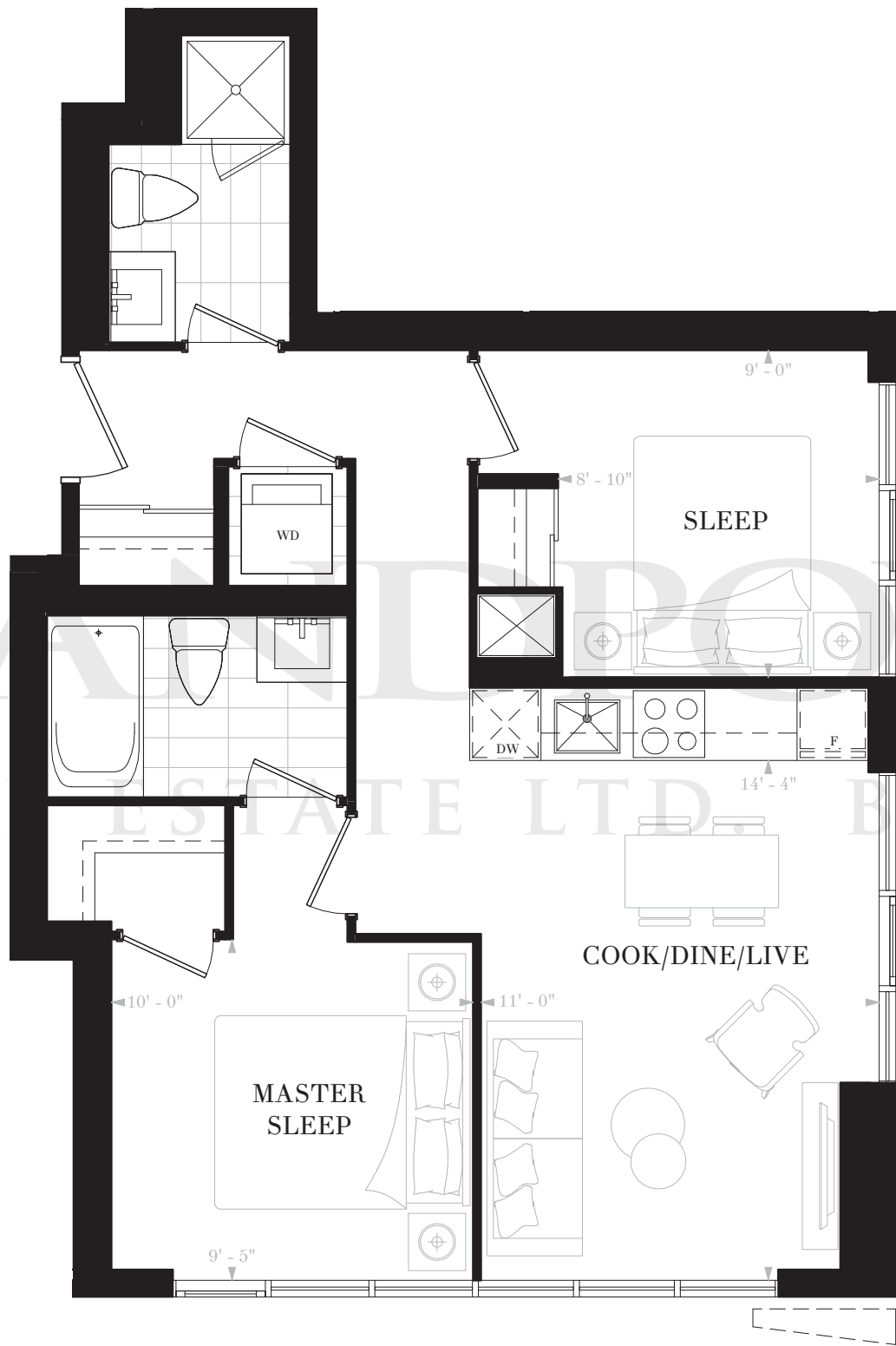
RESIDENCES
TORONTO

SUITE W2C

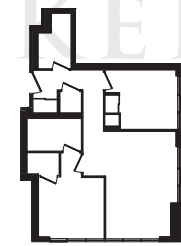
2 BEDROOMS

2 BATHS

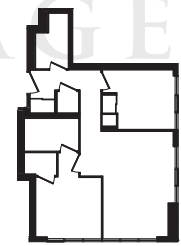
INTERIOR: 667 SF



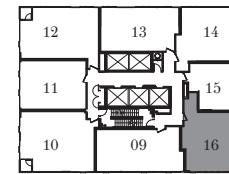
LANDMARK REAL ESTATE LTD. BROKERAGE



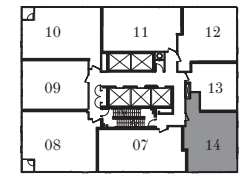
FLOORS 20-21, 24-25,
36-37, 40



FLOORS 22-23, 26-27,
38-39



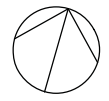
FLOORS 20-27



FLOORS 36-40

NOBURESIDENCES.CA

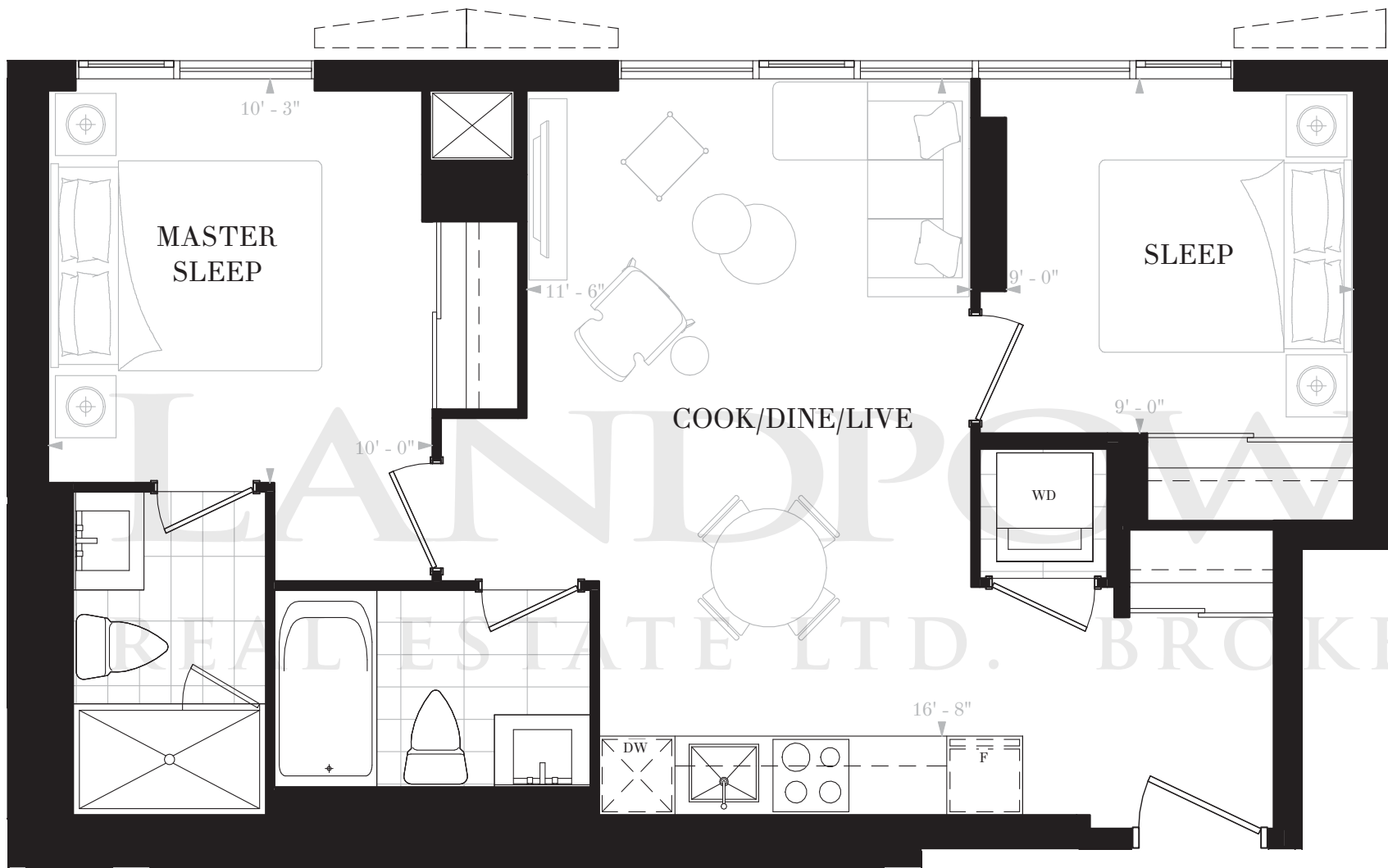
Any stated areas and/or dimensions shown are approximate only and subject to normal construction variances. Actual usable floor space may vary from any stated or depicted floor area. The layout of the suite may be reversed depending on the location of the unit within the project. Any furniture depicted is for illustration purposes only and does not necessarily reflect the electrical plan of the unit. Windows behind the cladding, installed as a design element, may be spandrel or vision glass. The view from or through the windows to the exterior may be partially obstructed by materials affixed to the exterior cladding of the building as part of an overall design element. Any and all sizes and/or specifications are subject to change without notice. All illustrations are artist's concept only. E. & O. E. May 2017



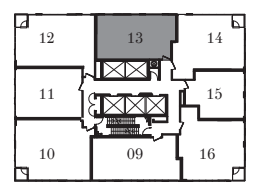
NOBU

RESIDENCES
TORONTO

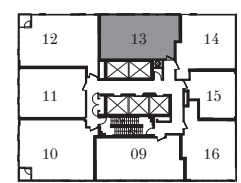
SUITE W2D
 2 BEDROOMS
 2 BATHS
 INTERIOR: 692 SF



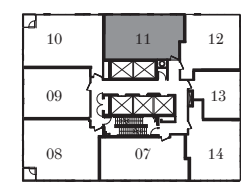
LANDPOW
 REAL ESTATE LTD. BROKERAGE



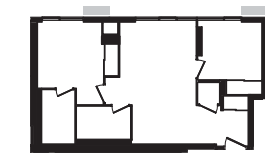
FLOORS 11-19, 28-35



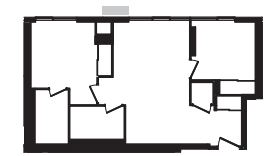
FLOORS 20-27



FLOORS 36-40



FLOORS 11, 14-15, 18-19,
 22-23, 26-27, 30-31, 34-35,
 38-39



FLOORS 12-13, 16-17, 20-21,
 24-25, 28-29, 32-33, 36-37, 40

NOBURESIDENCES.CA

Any stated areas and/or dimensions shown are approximate only and subject to normal construction variances. Actual usable floor space may vary from any stated or depicted floor area. The layout of the suite may be reversed depending on the location of the unit within the project. Any furniture depicted is for illustration purposes only and does not necessarily reflect the electrical plan of the unit. Windows behind the cladding, installed as a design element, may be spandrel or vision glass. The view from or through the windows to the exterior may be partially obstructed by materials affixed to the exterior cladding of the building as part of an overall design element. Any and all sizes and/or specifications are subject to change without notice. All illustrations are artist's concept only. E. & O. E. May 2017



NOBU

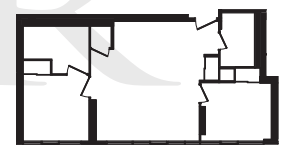
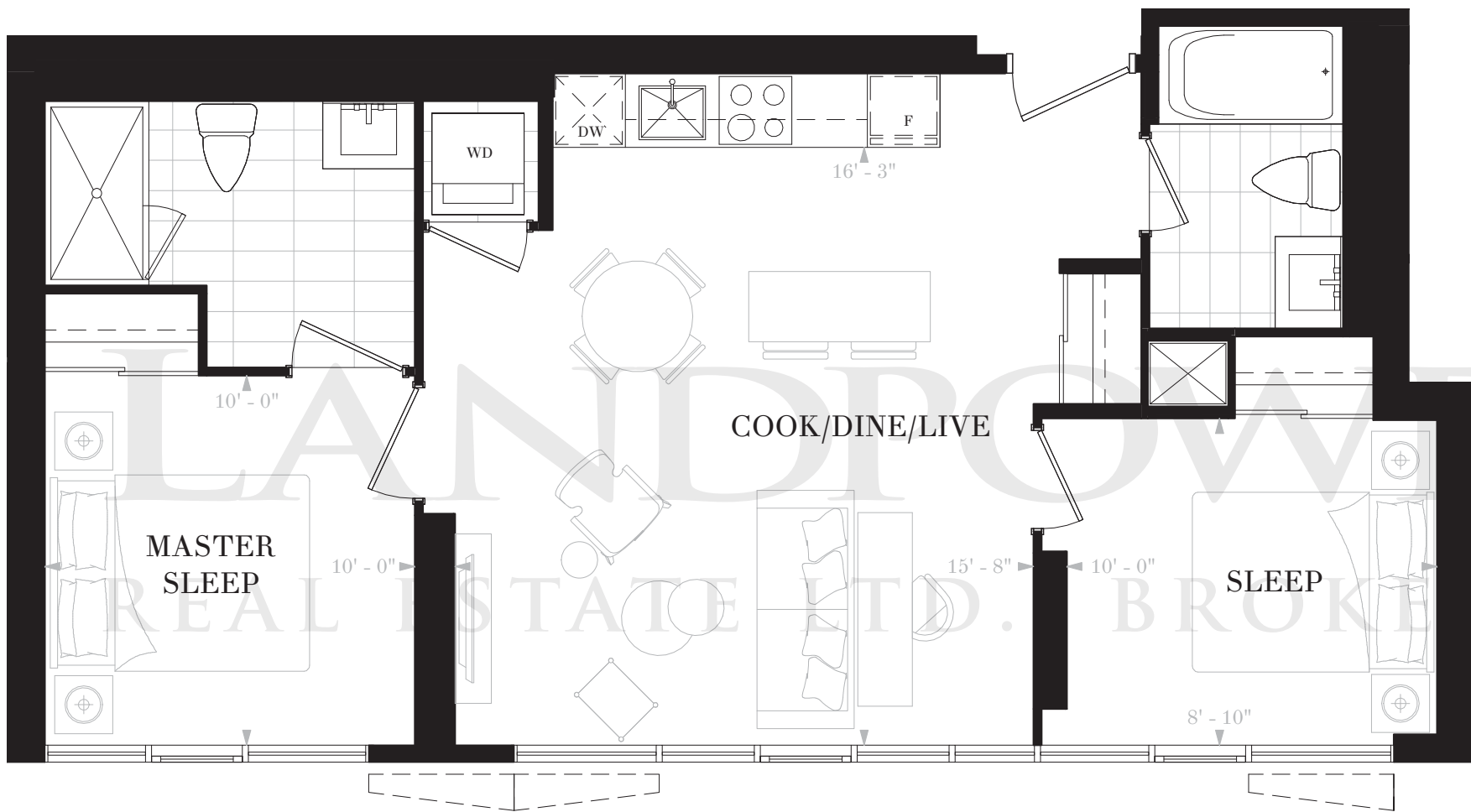
RESIDENCES
TORONTO

SUITE W2E

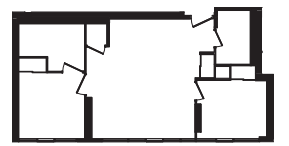
2 BEDROOMS

2 BATHS

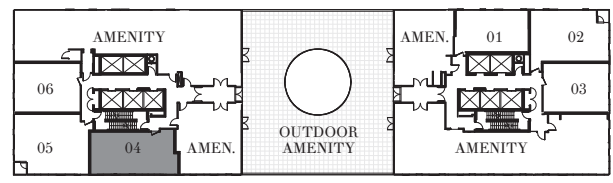
INTERIOR: 748 SF



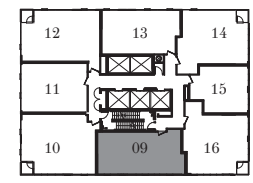
FLOORS 10-11, 14-15, 18-19, 22-23, 26-27, 30-31, 34-35, 38-39



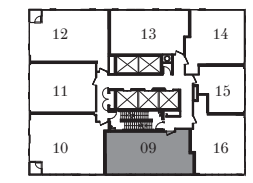
FLOORS 12-13, 16-17, 20-21, 24-25, 28-29, 32-33, 36-37, 40



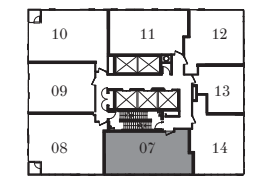
FLOOR 10



FLOORS 11-19, 28-35



FLOORS 20-27



FLOORS 36-40



NOBU

RESIDENCES
TORONTO

SUITE W2F

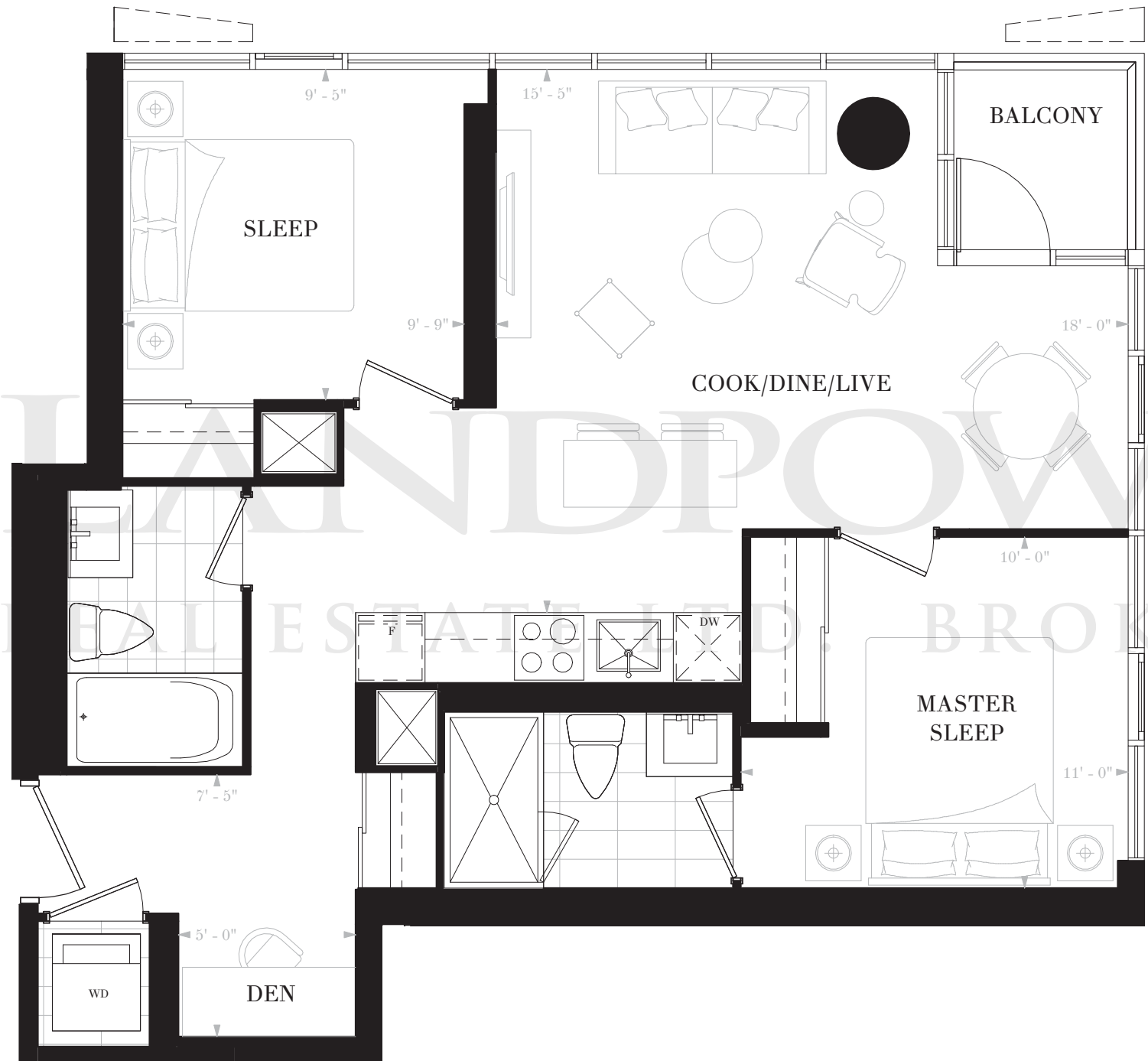
2 BEDROOMS & DEN

2 BATHS

INTERIOR: 756 SF

BALCONY: 28 SF

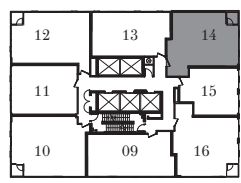
TOTAL: 784 SF



FLOORS 11, 14-15,
18-19, 30-31, 34-35



FLOORS 12-13, 16-17,
28-29, 32-33



FLOORS 11-19, 28-35

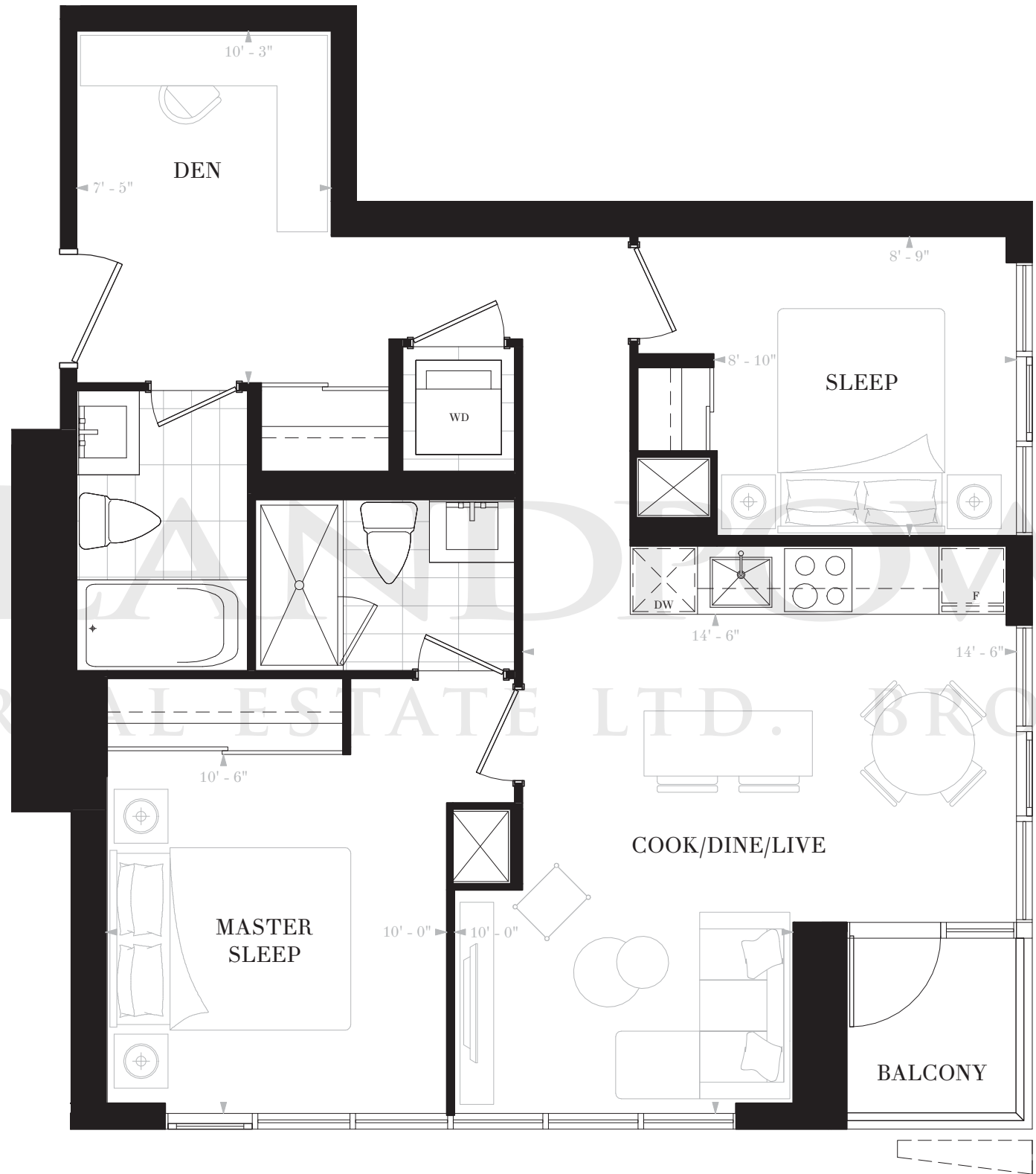
NOBURESIDENCES.CA

Any stated areas and/or dimensions shown are approximate only and subject to normal construction variances. Actual usable floor space may vary from any stated or depicted floor area. The layout of the suite may be reversed depending on the location of the unit within the project. Any furniture depicted is for illustration purposes only and does not necessarily reflect the electrical plan of the unit. Windows behind the cladding, installed as a design element, may be spandrel or vision glass. The view from or through the windows to the exterior may be partially obstructed by materials affixed to the exterior cladding of the building as part of an overall design element. Any and all sizes and/or specifications are subject to change without notice. All illustrations are artist's concept only. E. & O. E. May 2017

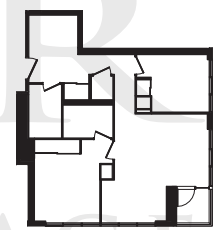


NOBU

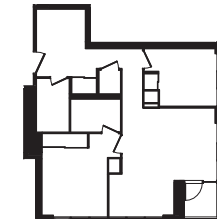
RESIDENCES
TORONTO



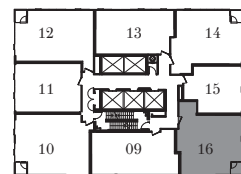
SUITE W2G
 2 BEDROOMS & DEN
 2 BATHS
 INTERIOR: 776 SF
 BALCONY: 28 SF
 TOTAL: 804 SF



FLOORS 11, 14-15,
18-19, 30-31, 34-35



FLOORS 12-13, 16-17,
28-29, 32-33



FLOORS 11-19, 28-35

NOBURESIDENCES.CA

Any stated areas and/or dimensions shown are approximate only and subject to normal construction variances. Actual usable floor space may vary from any stated or depicted floor area. The layout of the suite may be reversed depending on the location of the unit within the project. Any furniture depicted is for illustration purposes only and does not necessarily reflect the electrical plan of the unit. Windows behind the cladding, installed as a design element, may be spandrel or vision glass. The view from or through the windows to the exterior may be partially obstructed by materials affixed to the exterior cladding of the building as part of an overall design element. Any and all sizes and/or specifications are subject to change without notice. All illustrations are artist's concept only. E. & O. E. May 2017

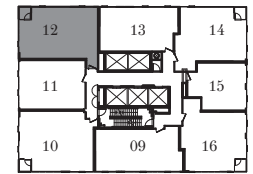
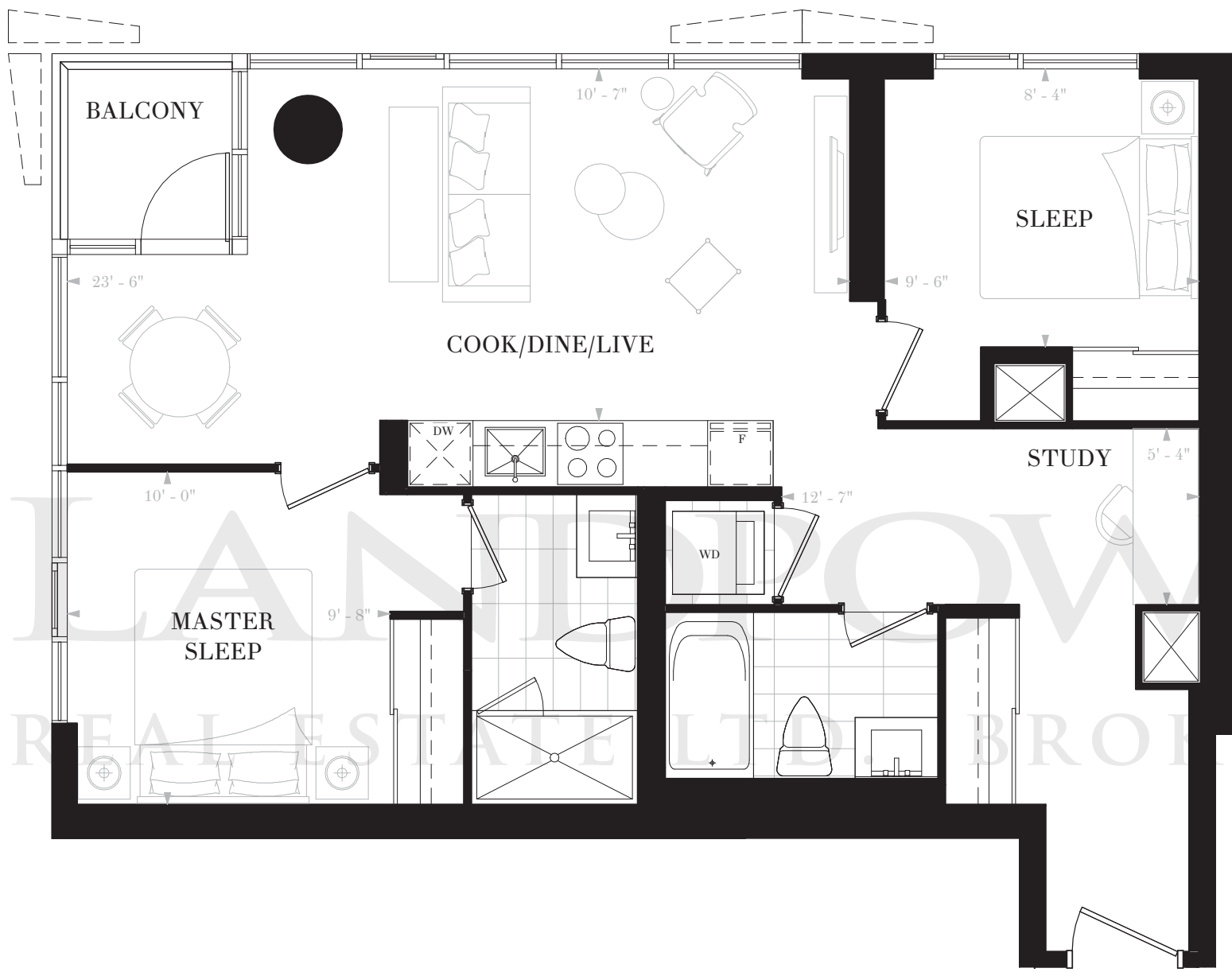


NOBU

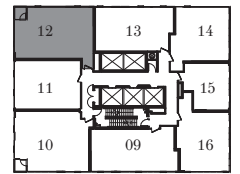
RESIDENCES
TORONTO

SUITE W2H
2 BEDROOMS
2 BATHS

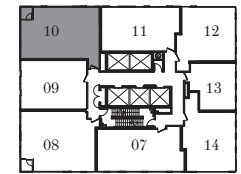
INTERIOR: 799 SF
BALCONY: 28 SF
TOTAL: 827 SF



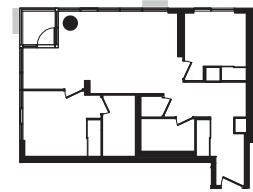
FLOORS 11-19, 28-35



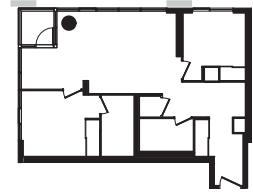
FLOORS 20-27



FLOORS 36-40



FLOORS 11, 14-15, 18-19,
22-23, 26-27, 30-31, 34-35,
38-39



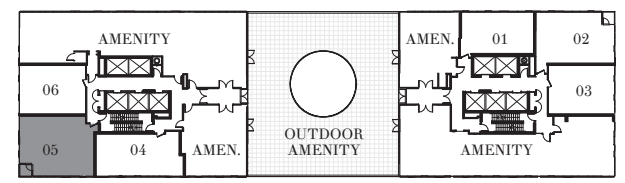
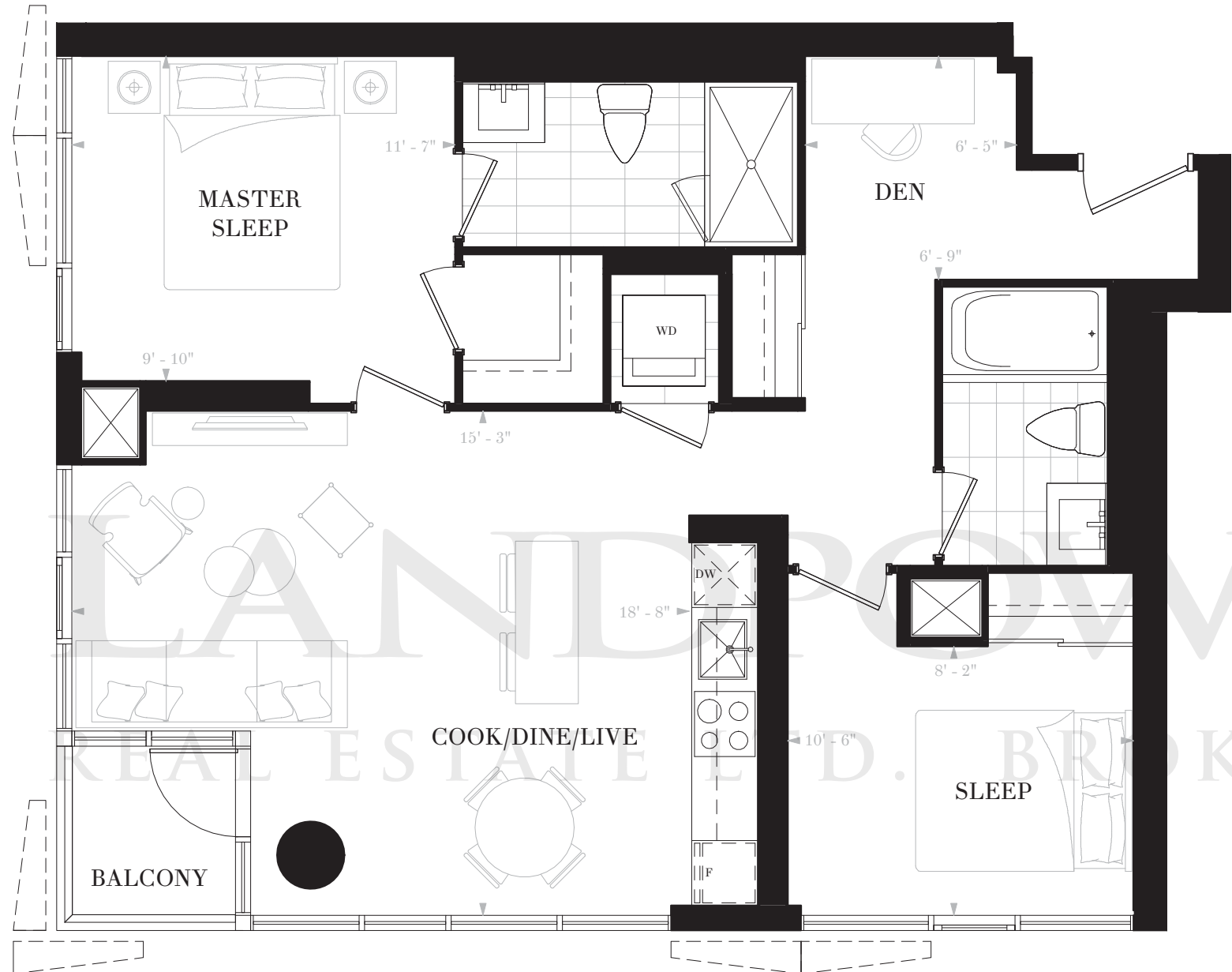
FLOORS 12-13, 16-17, 20-21,
24-25, 28-29, 32-33, 36-37, 40



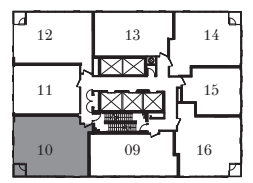
NOBU

RESIDENCES
TORONTO

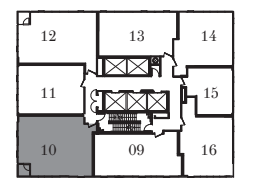
SUITE W2J
 2 BEDROOMS & DEN
 2 BATHS
 INTERIOR: 862 SF
 BALCONY: 28 SF
 TOTAL: 890 SF



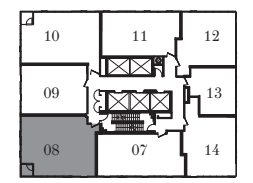
FLOOR 10



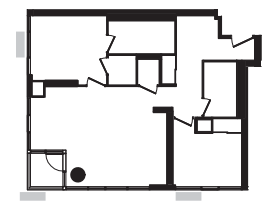
FLOORS 11-19, 28-35



FLOORS 20-27



FLOORS 36-40



FLOORS 10-11, 14-15, 18-19, 22-23, 26-27, 30-31, 34-35, 38-39



FLOORS 12-13, 16-17, 20-21, 24-25, 28-29, 32-33, 36-37, 40

